

WORK SESSION AGENDA

Casper City Council
City Hall, Council Meeting Room
Tuesday, May 24, 2022 at 4:30 p.m.



Work Session Meeting Agenda		Recommendation	Beginning Time	Allotted Time
Recommendations = Information Only, Move Forward for Approval, Direction Requested				
1.	Council Meeting Follow-up		4:30	5 min
2.	Bar & Grill Presentations	Direction Requested	4:35	35 min
3.	Cemetery Ordinance Changes	Direction Requested	5:10	20 min
4.	One Cent Survey Results	Direction Requested	5:30	40 min
5.	Agenda Review		6:10	20 min
6.	Legislative Review		6:30	20 min
7.	Council Around the Table		6:50	20 min
Approximate End Time:				7:10

Please silence cell phones during the meeting

May 2, 2022

MEMO TO: J. Carter Napier, City Manager *JCN*
FROM: Fleur Tremel, Assistant to the City Manager/City Clerk *FT*
Carla Mills-Laatsch, Licensing Specialist *CMJ*
SUBJECT: Consider application for one (1) Bar and Grill License

Meeting Type & Date
Work Session
May 24, 2022

Action type
Direction requested

Recommendation
That Council consider one (1) application submitted for the one (1) available Bar and Grill Liquor License to move forward to the formal liquor license application process.

Summary
One proposal was received for the one available Bar and Grill liquor license. The one proposal received is briefly described below.

Applicant #1: Childs, Corp (DBA La Cocina Mexican Restaurant)
Location: 4110 Centennial Hills

This establishment is currently operating under a restaurant liquor license at 321 East E. If awarded a bar and grill liquor license, they plan to build a brand-new building that will meet the requirements for a bar and grill liquor license. This new building will be located in The Compass development. The restaurant will seat between 100 and 112 guests with a seasonal patio facing Casper Mountain. They will continue to operate their current restaurant until the new establishment is ready to open. They plan on opening in March of 2023.

Financial Considerations
Bar and Grill liquor licenses are \$10,500 for the first year and \$3,000 each year after.

Oversight/Project Responsibility
Carla Mills-Laatsch, Licensing Specialist, Finance Services

Attachments
Application

NEW OR TRANSFER LIQUOR LICENSE OR PERMIT APPLICATION

FOR LIQUOR DIVISION USE ONLY			
Customer #:	_____		
Trf from:	_____		
Reviewer:	Initials	Date	
Agent:		/	/
Chief:		/	/

To be completed by City/County Clerk

Local License #: Bar & Grill

License Fees: Annual Fee: \$ _____ Date filed with clerk: 05 / 03 / 2022

Prorated Fee: \$ _____ Advertising Dates: (2 Weeks) _____

Transfer Fee: \$ _____ & _____

Publishing Fee: \$ _____ Hearing Date: / /

Publishing Fee Direct Billed to Applicant:

License Term: / / Through 03 / 31 / 2023
Month Day Year Month Day Year

LICENSING AUTHORITY: Begin publishing promptly. As W.S. 12-4-104(d) specifies: **NO LICENSING AUTHORITY SHALL APPROVE OR DENY THE APPLICATION UNTIL THE LIQUOR DIVISION HAS CERTIFIED THE APPLICATION IS COMPLETE.**

Applicant: childs, corp

Trade/Business Name (dba): La Cocina Mexican Restaurant

Building to be licensed/Building Address: 4110 Centennial Hills Blvd
Number & Street

Casper Wyo 82609 Natrona
City State Zip County

Local Mailing Address: 321 East E Street
Number & Street or P.O. Box

Casper WY 82601
City State Zip

Local Business Telephone Number: (307) 266-1414 Fax Number: ()

Business E-Mail Address: jim@childs,corp-net

FILING FOR	FILING IN (CHOOSE ONLY ONE)	FILING AS (CHOOSE ONLY ONE)
<input checked="" type="checkbox"/> NEW LICENSE	<input checked="" type="checkbox"/> CITY OF: <u>Casper</u>	<input type="checkbox"/> INDIVIDUAL
<input type="checkbox"/> TRANSFER OF LOCATION	<input type="checkbox"/> COUNTY OF: _____	<input type="checkbox"/> PARTNERSHIP
<input type="checkbox"/> TRANSFER OWNERSHIP	<input type="checkbox"/> ASSIGNMENT LETTER ATTACHED	<input type="checkbox"/> LP/LLP
FORMERLY HELD BY: _____		<input type="checkbox"/> LLC
		<input checked="" type="checkbox"/> CORPORATION
		<input type="checkbox"/> LTD PARTNERSHIP
		<input type="checkbox"/> ORGANIZATION
		<input type="checkbox"/> OTHER _____

TYPE OF LICENSE OR PERMIT (CHOOSE ONLY ONE)

<input type="checkbox"/> RETAIL LIQUOR LICENSE ON-PREMISE ONLY (BAR)	<input type="checkbox"/> RESTAURANT LIQUOR LICENSE	<input type="checkbox"/> MICROBREWERY
<input type="checkbox"/> OFF-PREMISE ONLY (PACKAGE STORE)	<input type="checkbox"/> RESORT LIQUOR LICENSE	<input type="checkbox"/> WINERY
<input type="checkbox"/> COMBINATION ON/OFF PREMISE (BOTH BAR & PACKAGE STORE)	<input checked="" type="checkbox"/> BAR AND GRILL	<input type="checkbox"/> DISTILLERY SATELLITE
	LIMITED RETAIL (CLUB)	<input type="checkbox"/> WINERY SATELLITE
	<input type="checkbox"/> VETERANS CLUB	<input type="checkbox"/> COUNTY RETAIL/SPECIAL MALT BEVERAGE PERMIT
	<input type="checkbox"/> FRATERNAL CLUB	
	<input type="checkbox"/> GOLF CLUB	
	<input type="checkbox"/> SOCIAL CLUB	

SPECIAL DESIGNATIONS

CONVENTION FACILITY GOLF CLUB RESORT

CIVIC CENTER/EVENT CENTER/ PUBLIC AUDITORIUM GUEST RANCH

To Assist the Liquor Division with scheduling inspections: **OPERATIONAL STATUS**

FULL TIME (e.g. Jan through Dec) (specify months of operation) mon-sat from 11 am to 9 pm

SEASONAL/PART-TIME DAYS OF WEEK (e.g. Mon through Sat) from Sundays from 11 am to 3 pm

NON-OPERATIONAL/PARKED HOURS OF OPERATION (e.g. 10a - 2a) from JAN to Dec
Monday through Sunday

ALL APPLICANTS MUST COMPLETE QUESTIONS 1-4

1. BUILDING OWNERSHIP: Does the applicant? W.S. 12-4-103(a)(iii)

- (a) **OWN** the licensed building? YES (own)
- (b) **LEASE** the licensed building? (Lease must be through the term of the liquor license) YES (lease)

If Yes, please submit a copy of the lease and indicate:

- (i) When the lease expires, located on page _____ paragraph _____ of lease.
- (ii) Where the **Sales** provision for alcoholic or malt beverages is located, on page _____ paragraph _____ of lease.
(MUST contain a provision for SALE OF ALCOHOLIC or MALT BEVERAGES.)

2. To operate your liquor business, have you assigned, leased, transferred or contracted with any other person (entity) to operate and assert total or partial control of the license and the licensed building? W.S. 12-4-601(b)

YES NO

3. Does any manufacturer, brewer, rectifier, wholesaler, or through a subsidiary affiliate, officer, director or member of any such firm: W.S. 12-5-401, 12-5-402, 12-5-403

- (a) Hold any interest in the license applied for? YES NO
- (b) Furnish by way of loan or any other money or financial assistance for purposes hereof in your business? YES NO
- (c) Furnish, give, rent or loan any equipment, fixtures, interior decorations or signs other than standard brewery or manufacturer's signs? YES NO
- (d) If you answered **YES** to any of the above, explain fully and submit any documents in connection there within:

4. Does the **applicant** have any interest or intent to acquire an interest in any other liquor license issued by **this** licensing authority? W.S. 12-4-103(b)

YES NO

If "YES", explain: _____

5. BAR AND GRILL LICENSE OR RESTAURANT LICENSE:

Have you submitted a valid food service permit or application? W.S. 12-4-413(a)

YES NO

6. RESORT LICENSE:

Does the resort complex:

- (a) Have an actual valuation of at least one million dollars, or have you committed or expended at least one million dollars (\$1,000,000.00) on the complex, excluding the value of the land? W.S. 12-4-401(b)(i) YES NO
- (b) Include a restaurant and a convention facility which will seat at least one hundred (100) persons? W.S. 12-4-401(b)(ii) YES NO
- (c) Include motel, hotel or privately owned condominium, town house or home accommodations approved for short term occupancy with at least one hundred (100) sleeping rooms? W.S. 12-4-401(b)(iii) YES NO
- (d) If no on question (c), have a ski resort facility open to the general public in which you have committed or expended not less than 10 million dollars (\$10,000,000.00)? W.S. 12-4-401(b)(iv) YES NO
- (e) Are you contracting/leasing the food and beverage services? W.S. 12-4-403(b)
 - 1. If Yes, have you submitted a copy of the food and beverage contract/lease? YES NO

7. MICROBREWERY LICENSE:

Will the license be held in conjunction with another liquor license? W.S. 12-4-412(b)(iii)

YES NO

- (a) If "YES", please specify type: RETAIL RESTAURANT RESORT
 BAR AND GRILL WINERY

- (b) Do you self distribute your products? W.S. 12-2-201(a) YES NO
(Requires wholesale malt beverage license with the Liquor Division)

8. WINERY LICENSE:

Will the license be held in conjunction with another liquor license? W.S. 12-4-412(b)(iii)

YES NO

- (a) If "YES", please specify type: RETAIL RESTAURANT RESORT
 BAR AND GRILL MICROBREWERY

9. LIMITED RETAIL (CLUB) LICENSE:

FRATERNAL CLUBS W.S. 12-1-101(a)(iii)(B)

- (a) Has the fraternal organization been actively operating in at least thirty-six (36) states?
(b) Has the fraternal organization been actively in existence for at least twenty (20) years?

10. LIMITED RETAIL (CLUB) LICENSE:

VETERANS CLUBS W.S. 12-1-101(a)(iii)(A):

- (a) Does the Veteran's organization hold a charter by the Congress of the United States?
(b) Is the membership of the Veteran's organization comprised only of Veterans and its duly organized auxiliary?

11. LIMITED RETAIL (CLUB) LICENSE:

GOLF CLUBS W.S. 12-1-101(a)(iii)(D)/W.S. 12-4-301(e):

- (a) Do you have more than fifty (50) bona fide members?
(b) Do you own, maintain, or operate a bona fide golf course together with clubhouse?
(c) Are you a political subdivision of the state that owns, maintains, or operates a golf course?
1. Are you contracting/leasing the food and beverage services?
2. If Yes, have you submitted a copy of the food and beverage contract/lease?

12. LIMITED RETAIL (CLUB) LICENSE:

SOCIAL CLUBS W.S. 12-1-101(a)(iii)(E)/W.S. 12-4-301(b):

- (a) Do you have more than one hundred (100) bona fide members who are residents of the county in which the club is located?
(b) Is the club incorporated and operating solely as a nonprofit organization under the laws of this state?
(c) Is the club qualified as a tax exempt organization under the Internal Revenue Service?
(d) Has the club been in continuous operation for a period of not less than one (1) year?
(e) Has the club received twenty-five dollars (\$25.00) from each bona fide member as Recorded by the secretary of the club and are club members at the time of this application in good standing by having paid at least one (1) full year in dues?
(f) Does the club hold quarterly meetings and have an actively engaged membership carrying out the objectives of the club?
(g) Have you filed a true copy of your bylaws with this application?
(h) Has at least fifty one percent (51%) of the membership signed a petition indicating a desire to secure a Limited Retail Liquor License? (Petition Attached)

13. If applicant is filing as an Individual, Partnership or Club: W.S. 12-4-102(a)(ii) & (iii)

Each individual, partner or club officer must complete the box below.

Table with 7 columns: True and Correct Name, Date of Birth, Residence Address No. & Street City, State & Zip, Residence Phone Number, Have you been a DOMICILED resident for at least 1 year and not claimed residence in any other state in the last year?, Have you been Convicted of a Felony Violation?, Have you been Convicted of a Violation Relating to Alcoholic Liquor or Malt Beverages?

(If more information is required, list on a separate piece of paper and attach to this application.)

14. If the applicant is a Corporation, Limited Liability Company, Limited Liability Partnership or Limited Partnership: W.S. 12-4-102(a)(iv) & (v)

Each stockholder holding, either jointly or severally, ten percent (10%) or more of the outstanding and issued capital stock of the corporation, limited liability company, limited liability partnership, or limited partnership, and every officer, and every director must complete the box below.

Table with 8 columns: True and Correct Name, Date of Birth, Residence Address No. & Street City, State & Zip (DO NOT LIST PO BOXES), Residence Phone Number, No. of Years in Corp or LLC, % of Corporate Stock Held, Have you been Convicted of a Felony Violation?, Have you been Convicted of a Violation Relating to Alcoholic Liquor or Malt Beverages?. Row 1: James N. Childs, [blank], [blank], [blank], [blank], [blank], YES [] NO [x], YES [] NO [x].

(If more information is required, list on a separate piece of paper and attach to this application)

REQUIRED ATTACHMENTS:

- [x] A statement indicating the financial condition and financial stability of the applicant W.S. 12-4-102(a)(vi).
[x] Attach any lease agreements (especially for resort/political subdivisions leasing out food & beverage services) W.S. 12-4-103 (a)(iii)/W.S. 12-4-403(b)/W.S. 12-4-301(e).
[x] If transferring a license from one ownership to another, a form of assignment from the current licensee to the new applicant authorizing the transfer W.S. 12-4-601(b).

OATH OR VERIFICATION

(Requires signatures by ALL Individuals, ALL Partners, ONE (1) LLC Member, or TWO (2) Corporate Officers or Directors except that if all the stock of the corporation is owned by ONE (1) individual then that individual may sign and verify the application upon his oath, or TWO (2) Club Officers.) W.S. 12-4-102(b)

Under penalty of perjury, and the possible revocation or cancellation of the license, I swear the above stated facts, are true and accurate.

STATE OF WYOMING

COUNTY OF Natrona

) SS.

Signed and sworn to before me on this 3rd day of May, 2022 that the facts alleged in the foregoing instrument are true by the following:

- 1) [Signature] James N. Childs President
2) [Signature] [Printed Name] [Title]
3) [Signature] [Printed Name] [Title]
4) [Signature] [Printed Name] [Title]
5) [Signature] [Printed Name] [Title]
6) [Signature] [Printed Name] [Title]





Witness my hand and official seal:

[Signature] Signature of Notary Public

My commission expires: 10/27/2022

May 13, 2022

MEMO TO: J. Carter Napier, City Manager 
FROM: Zulima Lopez, Parks, Recreation, & Public Facilities Director 
Randy Norvelle, Parks Manager
Mike Leyba, Cemetery Supervisor
SUBJECT: Highland Cemetery Resolution and Cost Recovery

Meeting Type & Date

Work Session
May 24, 2022

Action type

Direction Requested

Recommendation

That Council support the creation of a new Resolution at Highland Cemetery that excludes operation policies and procedures and allows cemetery fees to be established and adjusted based on an approved 50% cost recovery goal for the operation.

Summary

In 2018, an unofficial goal was established at Highland Cemetery to improve cost recovery to 50% by 2022. To assist in this goal, rate increases occurred effective July 1, 2018 and January 1, 2020. A summary of the last five years of financials at Highland Cemetery is provided below.

	FY18	FY19	FY20	FY21	Projected FY22
Revenue	\$129,713	\$121,374	\$113,248	\$204,275	\$199,549
Expense	\$357,934	\$362,549	\$379,771	\$389,312	\$498,446
Cost Recovery	36%	33%	30%	52%	40%
General Fund Subsidy	\$228,221	\$241,175	\$266,523	\$185,037	\$298,897

As shown above, Highland Cemetery achieved a cost recovery of 52% in FY21. However, staff believes this was largely due to the COVID-19 pandemic. In the last four months of FY20 (March-June 2020), there was much uncertainty about the pandemic and restrictions were in place for public gatherings. We suspect this pushed some revenue that would have been realized in FY20 into FY21, when restrictions on gatherings were lifted and traditional burial services could resume. In the three fiscal years prior to FY21, the average cost recovery was 33%. Highland Cemetery is projected to achieve a cost recovery of 40% in FY22, despite significant increases in personnel and watering expenses this fiscal year, as well as an operational investment for a casket lowering device.

Staff believes that the 50% cost recovery goal established in 2018 is still an appropriate and attainable target for the operation. As such, we request support for an updated resolution, which will be prepared for Council consideration at a future business meeting, that officially memorializes the cost recovery goal and gives staff the capability to adjust fees as necessary to achieve the established goal.

The new Resolution will also simplify the current lengthy and prescriptive Resolution by eliminating the details regarding the daily cemetery operations and transitioning those details to a Rules and Regulations document for the facility. This change will provide greater opportunity to address details at the staff level while keeping the high-level management decisions, i.e. establishing the cost recovery goal and supporting corresponding rate adjustments, with the City Council. The Rules and Regulations document will be a living document that is modified as needed to reflect best practices in the cemetery industry as well as improve operational management and efficiency.

Financial Considerations

Cemetery fee adjustments are proposed to go in to effect July 1, 2022. The changes will keep Casper's Highland Cemetery rates in line with other city-owned cemeteries in the region, while better positioning the operation to meet a 50% recovery goal. Staff completed research to compare Highland Cemetery rates to other municipal owned cemeteries in Colorado, Wyoming, Montana, South Dakota, and Idaho. Based on the research conducted, staff recommends adjusting certain fees, which are currently estimated to produce a 16% increase in revenue to the General Fund, with a cost recovery of 46% based on the proposed FY23 budget.

There will be no additional cost to the city for any of the proposed Rules and Regulation changes.

Oversight/Project Responsibility

Randy Norvelle, Parks Manager

Mike Leyba, Cemetery Supervisor


Attachments

Rate Comparisons and Proposed Changes

COMPARISONS and PROPOSED FEE CHANGES

SERVICES	RATES FROM COMPARABLE REGIONAL MUNICIPAL CEMETERIES							CASPER CURRENT (\$)	CASPER PROPOSED (\$)	Percent Increase Decrease	ESTIMATED ANNUAL REVENUE INCREASE
	POCATELLO ID	GREELEY CO	CASTLE ROCK CO	CHEYENNE WY	RAPID CITY SD	MISSOULA MT	AVERAGE FROM COMPS				
BURIAL/INURNMENT FEES											
ADULT TRADITIONAL BURIAL FEE	\$ 660	\$ 1,450	\$ 1,000	\$ 600	\$ 985	\$ 541	\$ 873	\$ 700	\$ 850	21%	\$8,700.00
INDIGENT TRADITIONAL BURIAL FEE	\$ 300	\$ 840	\$ -	\$ -	\$ -	\$ -	\$ 190	\$ 200	\$ 200	0%	\$0.00
INFANT BURIAL FEE	\$ 360	\$ 380	\$ 450	\$ 200	\$ 266	\$ -	\$ 276	\$ -	\$ 100	0%	\$400.00
MAUSOLEUM ENTOMBMENT FEE	\$ 660	\$ -	N/A	\$ -	\$ -	\$ -	\$ 132	\$ 240	\$ 240	0%	\$0.00
COLUMBARIUM NICHE INURNMENT FEE	\$ 360	\$ 425	N/A	\$ 200	\$ -	\$ 379	\$ 273	\$ 200	\$ 225	13%	\$125.00
CREMAINS BURIAL FEE	\$ 310	\$ 615	\$ 400	\$ 200	\$ 408	\$ 379	\$ 385	\$ 400	\$ 400	0%	\$0.00
INDIGENT CREMAINS BURIAL FEE	\$ 300	\$ -	\$ -	\$ -	\$ -	\$ -	\$ 50	\$ 100	\$ 100	0%	\$0.00
ADDITIONAL CREMAINS FEE	\$ -	\$ -	\$ -	\$ 200	\$ -	\$ -	\$ 33	\$ 100	\$ 100	0%	\$0.00
CANOPY FEE	\$ -	\$ -	\$ -	\$ 100	\$ -	\$ -	\$ 17	\$ 200	\$ 200	0%	\$0.00
EVENING FEE (TRADITIONAL BURIALS)	\$ 120	\$ 320	\$ 400	\$ 200	\$ -	\$ 354	\$ 232	\$ 200	\$ 200	0%	\$0.00
EVENING FEE (INURNMENT, ENTOMBMENT, CREMAINS)	\$ 120	\$ 320	\$ 350	\$ 133	\$ -	\$ 354	\$ 213	\$ 200	\$ 200	0%	\$0.00
WEEKEND & HOLIDAY FEE (TRADITIONAL BURIALS)	\$ 293	\$ 320	\$ 400	\$ 500	\$ 306	\$ 476	\$ 382	\$ 600	\$ 400	-33%	-\$3,400.00
WEEKEND & HOLIDAY FEE (INURNMENT, ENTOMBMENT, CREMAINS)	\$ 310	\$ 320	\$ -	\$ 333	\$ 306	\$ 476	\$ 291	\$ 600	\$ 300	-50%	-\$5,100.00
SUBTOTAL											\$725.00
PLOT/GRAVE/NICHE PURCHASE RATES											
ADULT TRADITIONAL-TIER 1	\$ 1,470	\$ 1,425	\$ 2,500	\$ 845	\$ 931	\$ 757	\$ 1,321	\$ 1,000	\$ 1,300	30%	\$10,200.00
ADULT TRADITIONAL-TIER 2	\$ 1,470	\$ 1,425	\$ 2,500	\$ 845	\$ 931	\$ 757	\$ 1,321	\$ 900	\$ 1,150	28%	\$3,500.00
ADULT TRADITIONAL-TIER 3	\$ 1,470	\$ 1,425	\$ 2,500	\$ 845	\$ 931	\$ 757	\$ 1,321	\$ 700	\$ 900	29%	\$3,600.00
ADULT TRADITIONAL-TIER 4	\$ 1,470	\$ 1,425	\$ 2,500	\$ 845	\$ 931	\$ 757	\$ 1,321	\$ 500	\$ 650	30%	\$5,550.00
INDIGENT TRADITIONAL	\$ -	\$ 840	\$ -	\$ 400	\$ -	\$ -	\$ 207	\$ 300	\$ 300	0%	\$0.00
INFANT TRADITIONAL	\$ 450	\$ 460	\$ -	\$ 570	\$ 251	\$ -	\$ 289	\$ -	\$ 100	100%	\$200.00
MAUSOLEUM (PER 4 PLOTS)	\$ 5,880	\$ 7,500	N/A	\$ 3,380	N/A	N/A	\$ 5,587	\$ 2,250	\$ 3,000	33%	\$0.00
COLUMBARIUM NICHE - TOP TWO ROWS	\$ 1,990	\$ 1,525	N/A	\$ 1,345	N/A	757-1514	\$ 1,620	\$ 1,000	\$ 1,300	30%	\$0.00
COLUMBARIUM NICHE - THIRD ROW	\$ 1,990	\$ 1,525	N/A	\$ 1,345	N/A	757-1515	\$ 1,620	\$ 600	\$ 800	33%	\$600.00
COLUMBARIUM NICHE - FOURTH ROW	\$ 1,990	\$ 1,525	N/A	\$ 1,345	N/A	757-1516	\$ 1,620	\$ 500	\$ 650	30%	\$150.00
COLUMBARIUM NICHE - BOTTOM ROW	\$ 1,990	\$ 1,525	N/A	\$ 1,345	N/A	757-1517	\$ 1,620	\$ 400	\$ 525	31%	\$1,250.00
CREMAINS PLOT - TIER 1	\$ 600	\$ 1,425	\$ 2,500	\$ 845	\$ 462	\$ 757	\$ 1,098	\$ 600	\$ 800	33%	\$200.00
CREMAINS PLOT - TIER 2	\$ 600	\$ 1,425	\$ 2,500	\$ 845	\$ 462	\$ 757	\$ 1,098	\$ 500	\$ 650	30%	\$0.00
CREMAINS PLOT - TIER 3	\$ 600	\$ 1,425	\$ 2,500	\$ 845	\$ 462	\$ 757	\$ 1,098	\$ 400	\$ 525	31%	\$125.00
CREMAINS PLOT - TIER 4	\$ 600	\$ 1,425	\$ 2,500	\$ 845	\$ 462	\$ 757	\$ 1,098	\$ 300	\$ 400	33%	\$800.00
INDIGENT CREMAINS	\$ -	\$ 840	\$ -	\$ 400	\$ -	\$ -	\$ 207	\$ 200	\$ 200	0%	\$0.00
SUBTOTAL											\$26,175.00
PERPETUAL CARE FEES (Assessed at Burial or Monument Setting for Property Purchased Before 2012 ONLY)											
ADULT TRADITIONAL	PER INDUSTRY STANDARD, PERPETUAL CARE FEES ARE INCLUDED IN THE PURCHASE PRICE OF A PLOT. PERPETUAL CARE FEES WERE NOT INCLUDED IN THE PURCHASE PRICE PRIOR TO 2012, SO FEES FOR THOSE PLOTS MUST BE COLLECTED IF A DEED IS TRANSFERRED OR AT BURIAL OR WHEN A MONUMENT IS SET ON THE PLOT. FEES COVER IRRIGATION AND MOWING FOR A PLOT IN TO PERPETUITY.							\$ 250	\$ 300	20%	\$3,550.00
CREMAINS PLOT								\$ 200	\$ 225	13%	\$0.00
RECORDING/CLERICAL FEE								\$ 50	\$ 60	20%	\$190.00
SUBTOTAL											\$3,740.00
HEADSTONE PERMIT FEES											
RAISED MARKER (Up To 24")	\$ -	\$ -	\$ -	\$ -	\$ 80	\$ 108	\$ 31	\$ 50	\$ 50	0%	\$0.00
RAISED MARKER (Oversized 24"+)	\$ -	\$ -	\$ -	\$ -	\$ 80	\$ 108	\$ 31	\$ 100	\$ 100	0%	\$0.00
SUBTOTAL											\$0.00
DISINTERMENT/REINURNMENT FEES											
ADULT TRADITIONAL/INDIGENT TRADITIONAL/MAUSOLEUM											
ADULT/INDIGENT/MAUSOLEUM DISINTERMENT	\$ 1,300	\$ 2,400	VARIES	\$ 1,000	\$ 1,971	\$ 1,622	\$ 1,659	\$ 2,100	\$ 2,100	0%	\$0.00
ADULT/INDIGENT/MAUSOLEUM REINTERMENT	\$ 660	\$ -	\$ -	\$ 500	\$ 985	\$ 541	\$ 448	\$ 700	\$ 700	0%	\$0.00
INFANT DISINTERMENT	\$ 365	\$ 745	VARIES	\$ 400	\$ 799	\$ -	\$ 462	\$ 700	\$ 700	0%	\$0.00
INFANT REINTERMENT	\$ 360	\$ -	\$ -	\$ 200	\$ 266	\$ -	\$ 138	\$ 400	\$ 400	0%	\$0.00
COLUMBARIUM DISINURNMENT	\$ 365	\$ -	VARIES	\$ 200	N/A	\$ 324	\$ 222	\$ 200	\$ 200	0%	\$0.00
COLUMBARIUM REINURNMENT	\$ 360	\$ -	\$ -	\$ 200	N/A	\$ -	\$ 112	\$ 200	\$ 200	0%	\$0.00
CREMAINS DISINURNMENT	\$ 365	\$ 550	VARIES	\$ 260	\$ 1,223	\$ 649	\$ 609	\$ 300	\$ 350	17%	\$0.00
CREMAINS REINURNMENT	\$ 310	\$ -	\$ -	\$ 140	\$ 408	\$ 379	\$ 206	\$ 300	\$ 300	0%	\$0.00
SUBTOTAL											\$0.00
ADDITIONAL FEES - CREDIT CARD (CC) & DROP-OFF (DO)											
CC FEES	3%	N/A	N/A	N/A	N/A	N/A	3%	3.25%	3.25%	0%	\$0.00
INSCRIPTION FEE	N/A	N/A	N/A	N/A	N/A	N/A	N/A	\$ -	\$ 25	100%	\$2,400.00
DO - ADULT TRADITIONAL	N/A	N/A	N/A	N/A	N/A	N/A	N/A	\$ 700	\$ 650	-7%	-\$100.00
DO - INDIGENT TRADITIONAL	N/A	N/A	N/A	N/A	N/A	N/A	N/A	\$ 200	\$ 200	0%	\$0.00
DO - INFANT	N/A	N/A	N/A	N/A	N/A	N/A	N/A	\$ -	\$ -	0%	\$0.00
DO - COLUMBARIUM	N/A	N/A	N/A	N/A	N/A	N/A	N/A	\$ 200	\$ 150	-25%	\$0.00
DO - CREMAINS	N/A	N/A	N/A	N/A	N/A	N/A	N/A	\$ 400	\$ 300	-25%	-\$1,300.00
DO - INDIGENT CREMAINS	N/A	N/A	N/A	N/A	N/A	N/A	N/A	\$ 100	\$ 100	0%	\$0.00
SUBTOTAL											\$1,000.00
TOTAL ANNUAL REVENUE INCREASE FROM RATE CHANGES											\$31,640.00

May 18, 2022

MEMO TO: J. Carter Napier, City Manager 
FROM: Pete Meyers, Management Analyst
SUBJECT: One Cent 17 Survey Results

Meeting Type & Date

Work Session
May 24, 2022

Action Type

For Information Only

Recommendation:

That council review the attached One Cent survey results and use them to inform upcoming discussions about One Cent 17 allocation proposals.

Summary

The Optional One Cent Sales Tax is a major source of funding for each of the cities and towns throughout Natrona County. Per state law, the tax is a “general purpose” optional sales tax that must expire after four years unless reauthorized. The current four year allotment will end in December unless it is reauthorized by the voters on November 8, 2022.

The City of Casper uses the One Cent primarily for infrastructure, including roads, equipment, vehicles, technology, and buildings. To a lesser extent, the City also uses it to support local non-profits, to subsidize admissions at City of Casper pools, and to purchase bus tokens for low income individuals.

It is understood that the vast majority of One Cent dollars will be needed for infrastructure, but the City relies on citizen input to help it to determine which of its infrastructure needs are the most critical. To get this input, the City and the County conducted a formal citizen survey.

The 2022 survey was issued at the beginning of April, and the results have now been received. 704 citizens responded, which is an excellent response rate (the goal was 500 responses). A few key findings from the survey:

- In general, the One Cent is supported by the public. 91% agreed that the One Cent has been good for Natrona County, and 62% said that they were “very likely” to vote in favor of the One Cent this fall.
- Respondents were also asked whether the One Cent ought to be made permanent in Natrona County. 46% of the respondents were supportive of this, and 25% said that they were not supportive. 17% were “somewhat supportive,” and 12% were “not sure.”
- In regards to City of Casper spending, street repairs were overwhelmingly rated to be the category that is most deserving, followed by water and sewer projects, support for Fire, support for Police, and flood prevention. At the other end of the spectrum, culture and entertainment projects were deemed to be the least important. Support was also weak for sport and fitness programs, bus services, and community assistance programs.

- A second set of questions asked how citizens would advise the Natrona County Commissioners on its projects. For the county projects, the relative levels of support were similar, with road and bridge projects appearing at the top of the list, followed by emergency management, the Sheriff's department, and support for County health services. Respondents were not very supportive of spending One Cent dollars at the Fairgrounds, nor did they support projects for information technology or county buildings.
- Respondents were also asked to say how they would divide \$100 among five broad categories of spending – *Buildings and Infrastructure*, *Health and Welfare*, *Recreation and Culture*, *Public Safety*, and *Subsidizing Services*. For this theoretical \$100, the public allocated \$25 to public safety, \$24 to buildings and infrastructure, \$19 to recreation and culture, \$19 to health and welfare, and \$13 to subsidizing services.

The Council is scheduled to discuss this data at the May 24 work session, but this is only the first phase of the process. City staff will be presenting the Council with long term infrastructure needs; that meeting is currently scheduled for June 28th. Ultimately, the Council will be required to pass a resolution that specifies how four years of One Cent revenue will be allocated across four years worth of projects (if the voters choose to pass it in November). That final decision will require matching the anticipated funds to the unmet needs, with attention to the strategic goals of the city, and informed by the desires of the citizens as presented in this data. This decisionmaking is not straightforward, but having data that is available and analyzed is a necessary first step.

Financial Considerations

The Optional One Cent Sales Tax is a central funding mechanism for the City of Casper. A comprehensive four year projection of revenue has not yet been produced, but the City currently collects about \$15 million annually in Optional One Percent sales tax revenue.

Oversight/Project Responsibility

J. Carter Napier, City Manager

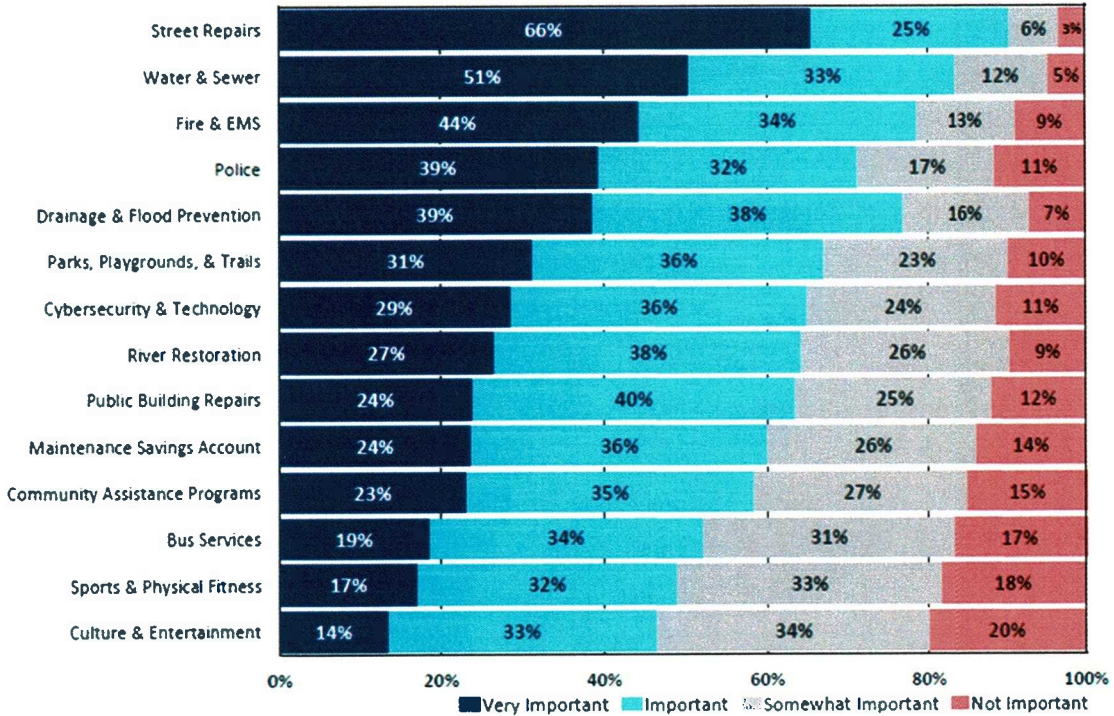
Attachments

- Key Graphics from the One Cent 17 Survey Report
- Comprehensive One Cent Sales Tax Survey Findings Report

Key Graphics from the One Cent 17 Survey Report:

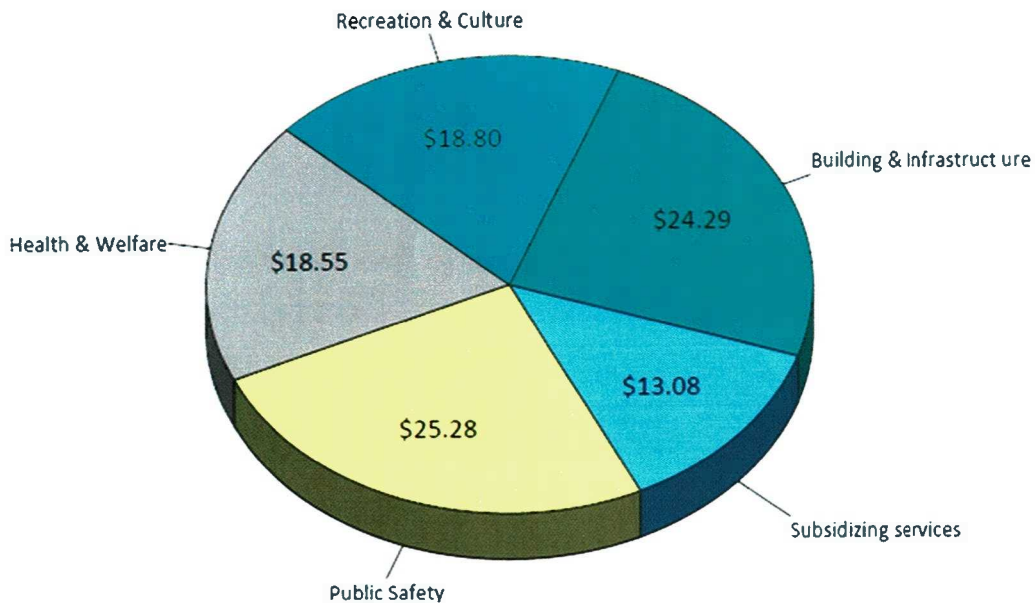
Q3. Rating Importance of Services That May Be Funded Through the One-Cent Sales Tax by City of Casper

by percentage of respondents (excluding "not provided")



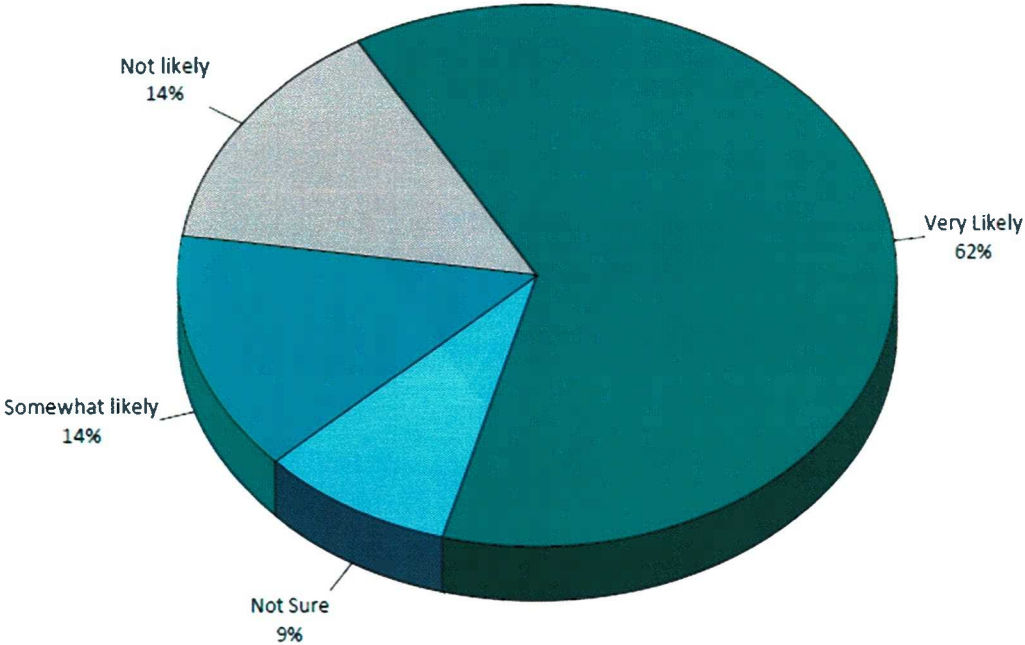
Q4. For Every \$100 Collected by the One-Cent Sales Tax, How Would Respondents Allocate The Spending of Funds

by average allocated per item



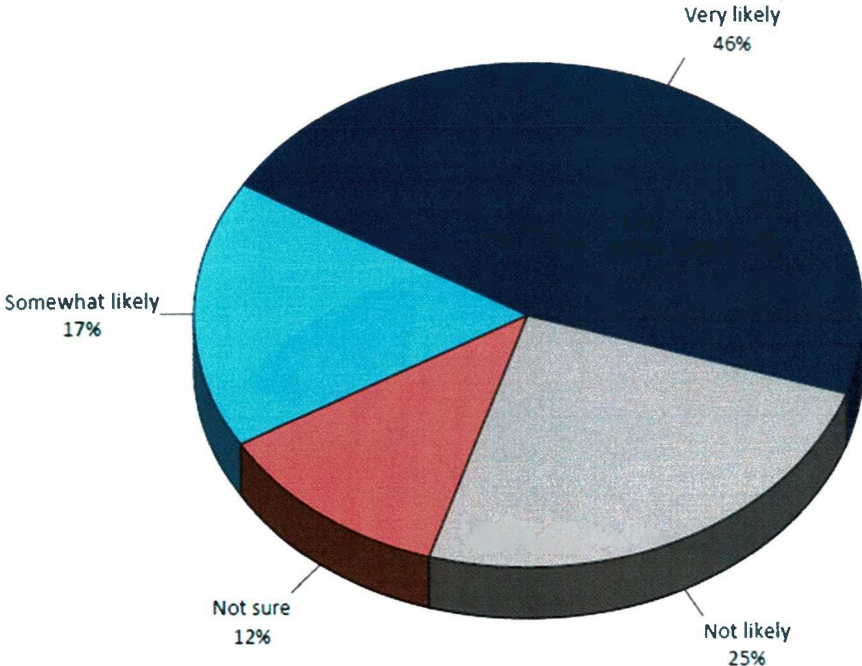
Q2. How Likely Would Respondents Vote In Favor of Renewing the One-Cent Sales Tax

by percentage of respondents



Q6. Likelihood to Support A Ballot Initiative to Make the One-Cent Tax Permanent in Natrona County

by percentage of respondents





2022

**City of Casper, Wyoming
and Natrona County**

**One Cent Sales Tax Survey
Findings Report**





Contents

Section 1: Executive Summary.....	1
Section 2: Charts and Graphs.....	7
Section 3: Tabular Data.....	24
Section 4: Open-Ended Responses.....	50
Section 5: Survey Instrument.....	58



1 Executive Summary

2022 City of Casper and Natrona County One Cent Sales Tax Survey Executive Summary

Overview

ETC Institute administered a One Cent Sales Tax Survey for the City of Casper and Natrona County during the months of spring 2022. The survey will help the City and County understand residents' views on the One Cent Tax and how the funds should be spent if voters choose to renew it again this November.

Methodology

ETC Institute mailed a survey packet to a random sample of Natrona County registered voters. Each survey packet contained a cover letter, a copy of the survey, and a postage-paid return envelope. Residents who received the survey were given the option of returning the survey by mail or completing it online at caspersurvey.org.

Once households received the mailed survey, ETC Institute followed-up by email and text to encourage participation. The emails and text messages contained a link to the online version of the survey to make it easy for residents to complete the survey. To prevent people who were not residents of Natrona County from participating, everyone who completed the survey online was required to enter their home address prior to submitting the survey. ETC Institute then matched the addresses that were entered online with the addresses that were originally selected for the random sample. If the address from a survey completed online did not match one of the addresses selected for the sample, the online survey was not included in the final database for this report.

The goal was to receive a minimum of 500 completed surveys from Natrona County voters. This goal was far exceeded, with 704 completed surveys collected. The overall results for the sample of 704 households have a precision of at least +/-3.7 at the 95% level of confidence.

This report contains the following:

- Charts showing the overall results of the survey (Section 2)
- Tabular data showing the overall results for all questions on the survey (Section 3)
- Responses to open-ended questions (Section 4)
- A copy of the survey instrument (Section 5)

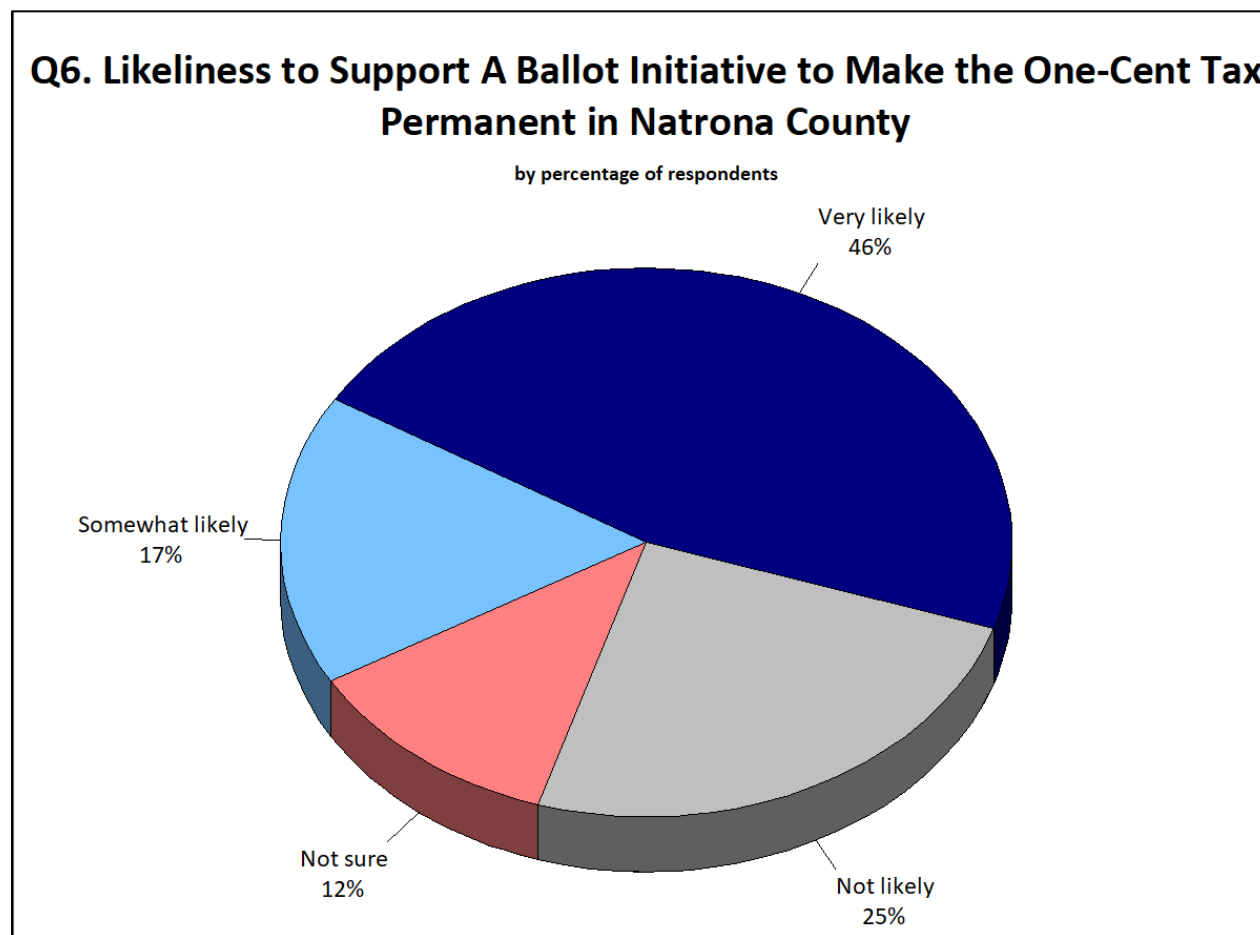
The major findings of the survey are summarized on the following pages.

Support of One-Cent Sales Tax

Benefits of One Cent Sales Tax: Respondents were asked to indicate whether they felt the One Cent Sales Tax has been beneficial to Natrona County. Most respondents (91%) responded yes, they felt the sales tax has been beneficial to Natrona County.

Likelihood to Support Renewing Tax: Respondents were rate the likelihood they would vote to renew the One Cent Sales Tax in November. Most respondents (62%) said they were very likely to vote to renew the tax, 14% voted both not likely or somewhat likely, and just 9% voted not sure.

Likelihood to Support Permanent Tax: Respondents were asked to rate the likelihood they would support an initiative to make the One-Cent Tax permanent in Natrona County. The highest number of respondents (46%) said they would be very likely to support the initiative. Twenty-five percent (25%) were not likely to support the initiative, 17% were somewhat likely, and 12% were not sure.

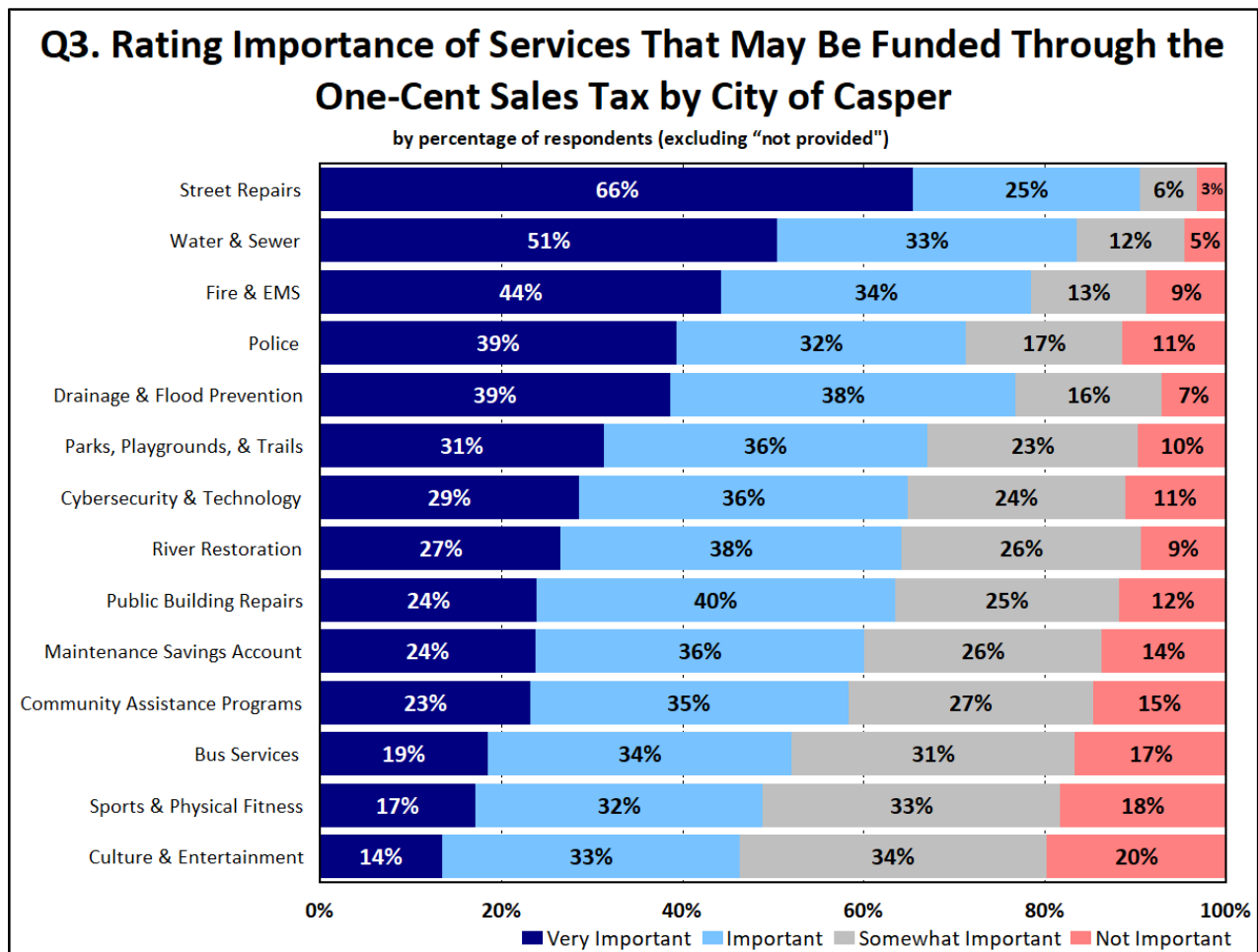


Allocation of Funds

Services to be Funded by City of Casper: Respondents were rank the importance of 14 services that may be funded through the One Cent Sales Tax by the City of Casper. Street repairs (66%), water and sewer (51%), fire and EMA (44%), Police (39%), and drainage and flood prevention (39%) services were most often ranked as “Very Important” by respondents.

Services to be Funded by Natrona County: Respondents were rank the importance of 11 services that may be funded through the One Cent Sales Tax by Natrona County. Roads and bridges (60%), emergency management (44%), and Sheriff’s department (47%) were most often ranked as “Very Important” by respondents.

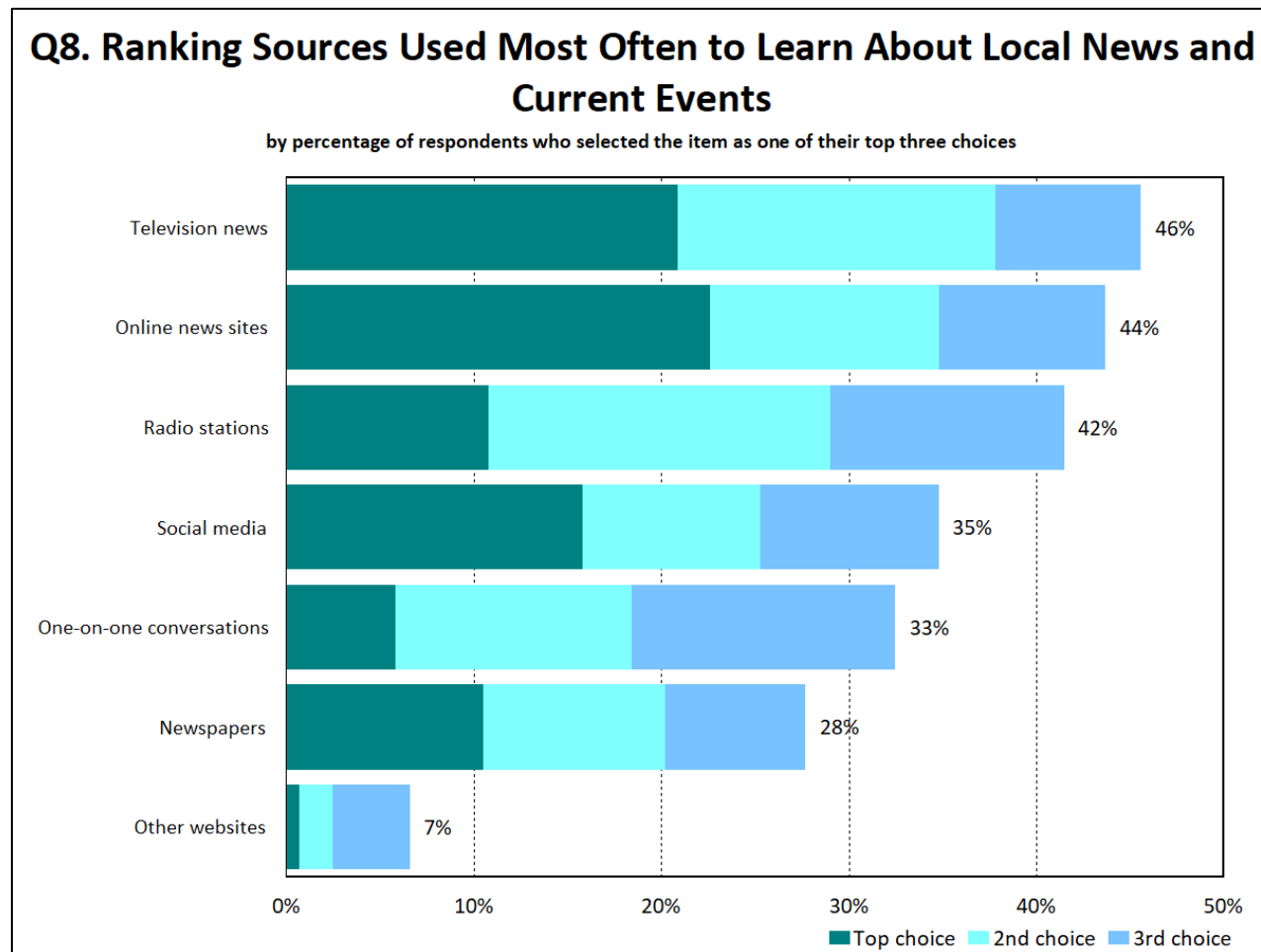
Funding Allocation: Respondents were asked to choose how they would allocate the One Cent Sales Tax funds if provided a \$100 budget. By average allocated, public safety received the highest amount of funding (\$25.28), followed by building and infrastructure (\$24.29), then recreation and culture (\$18.80).



Respondents’ Sources for Local News and Current Events

Sources Used: Respondents were asked to select all the sources they use for information on local news and current events. The three services selected most often were television news (56%), radio stations (50%), and online news sites (47%).

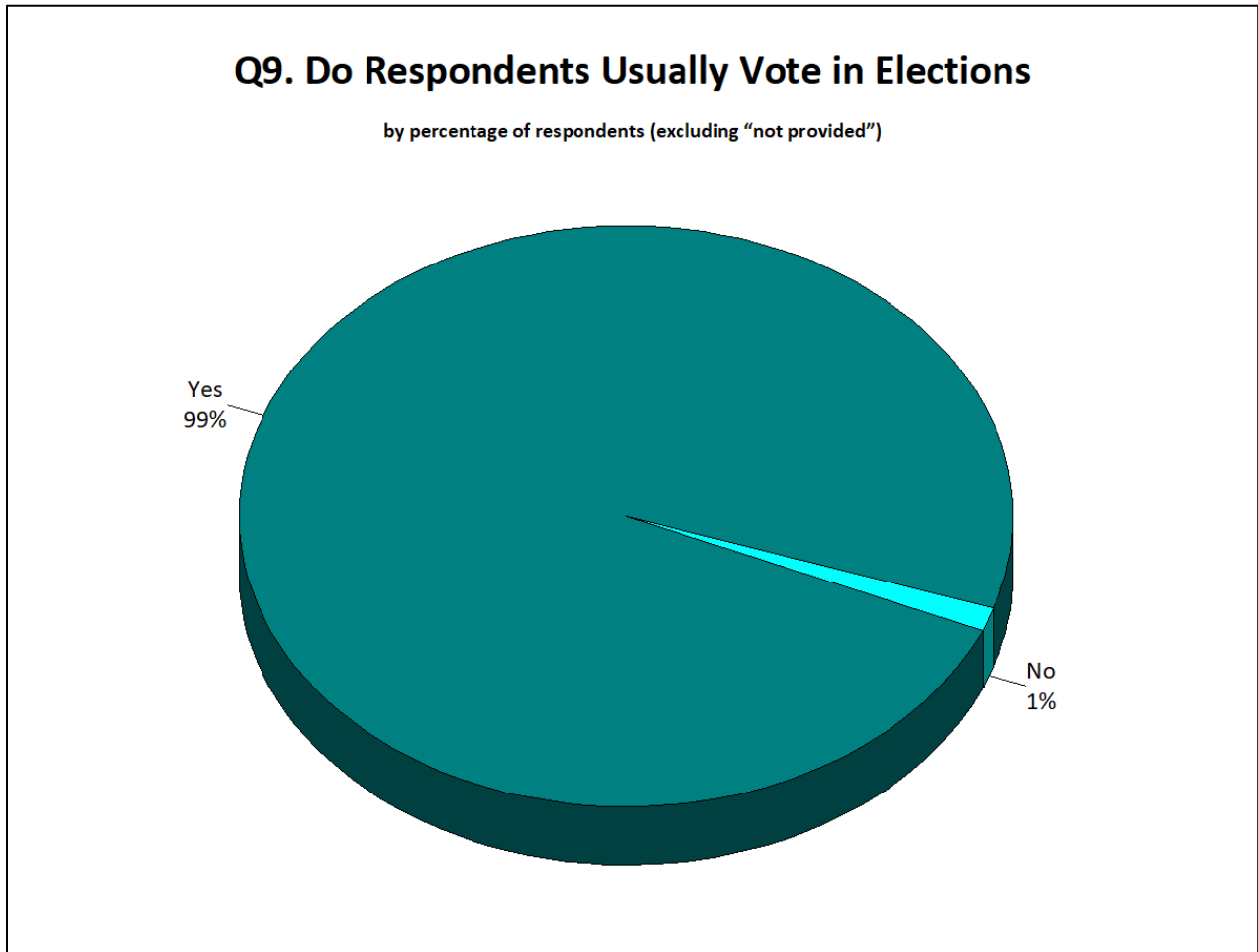
Ranking Sources Used: Respondents were asked to select which three sources they use most often for information. Television news was selected most often (46%), followed by online news sites (44%), then radio stations (42%).



Respondents Voting Profile

Voting Participation: Respondents were asked if they usually voted in elections. The vast majority of respondents (99%) indicated that yes, they do usually vote in elections.

Voting Status: All respondents (100%) indicated that they were registered to vote in Natrona County.



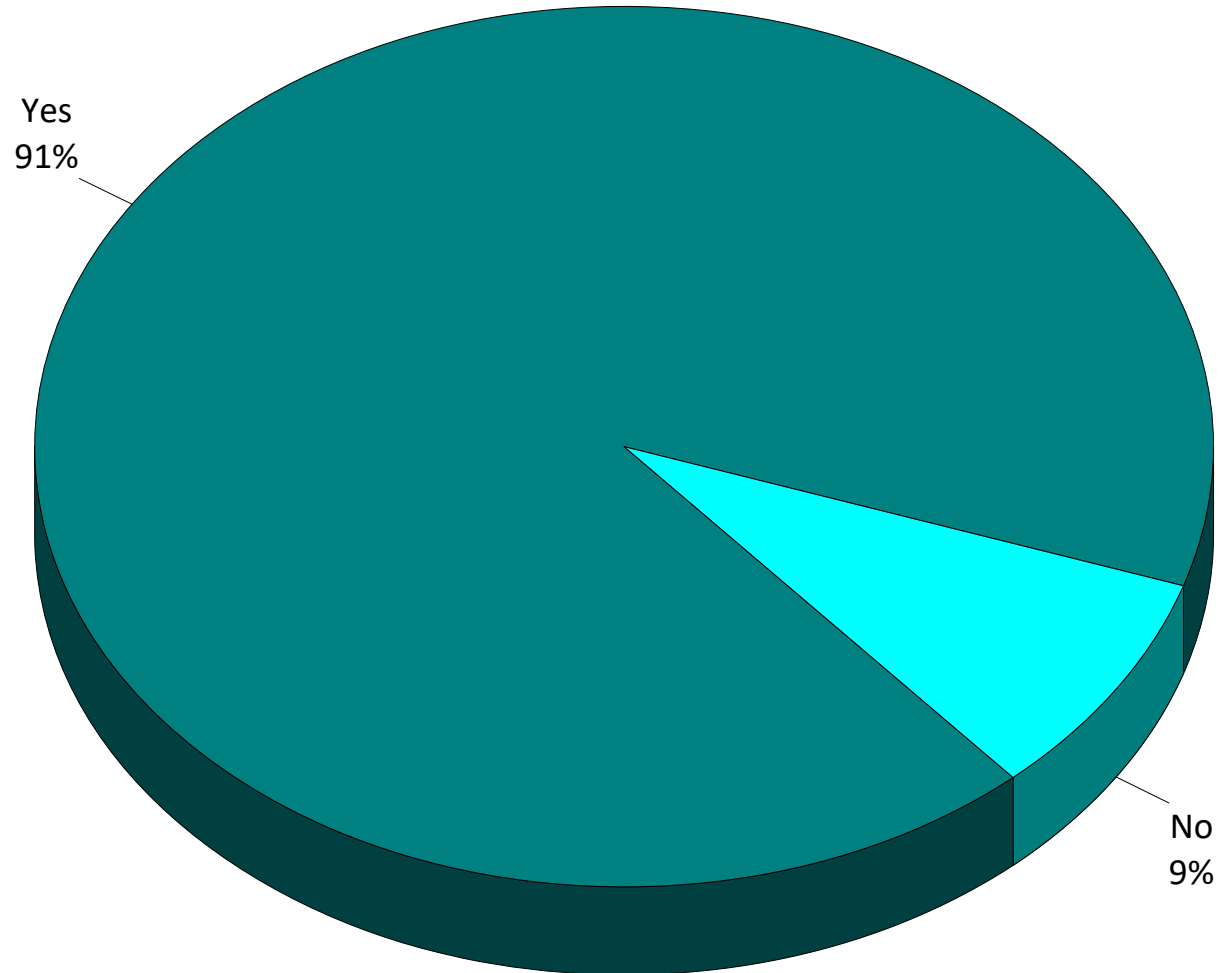


2

Charts and Graphs

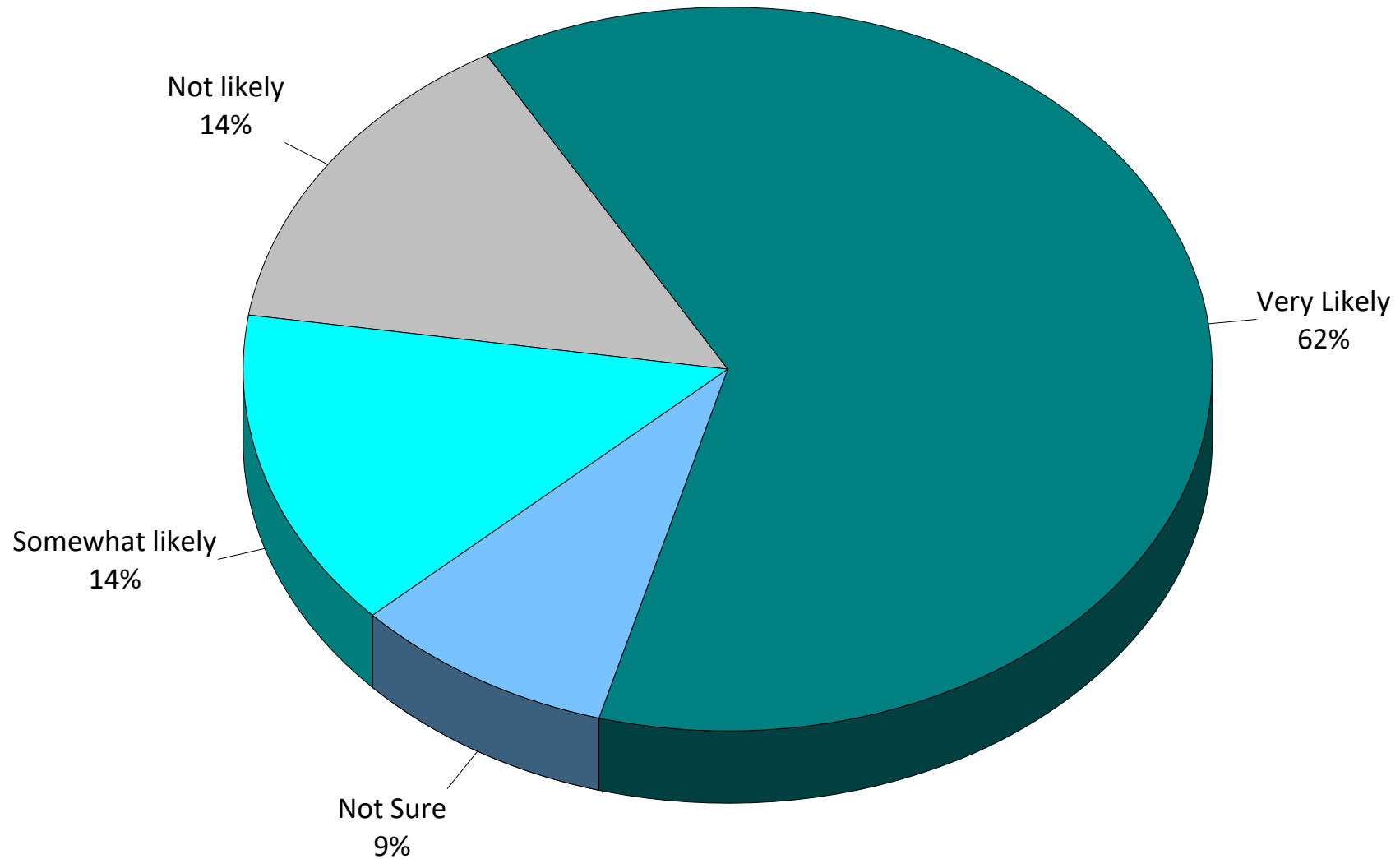
Q1. Has the One-Cent Sales Tax Been Beneficial to Natrona County?

by percentage of respondents (excluding "dont know")



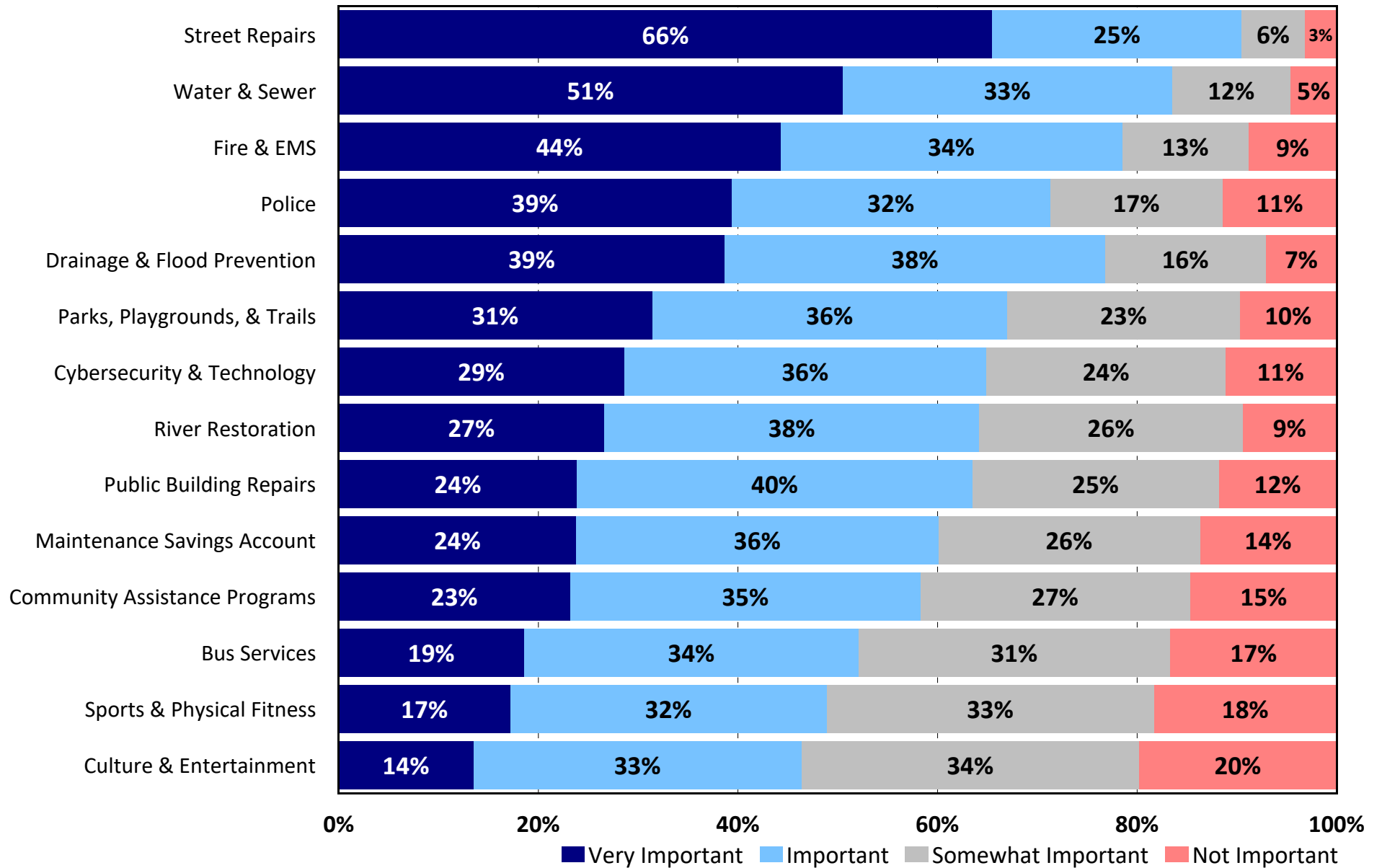
Q2. How Likely Would Respondents Vote In Favor of Renewing the One-Cent Sales Tax

by percentage of respondents



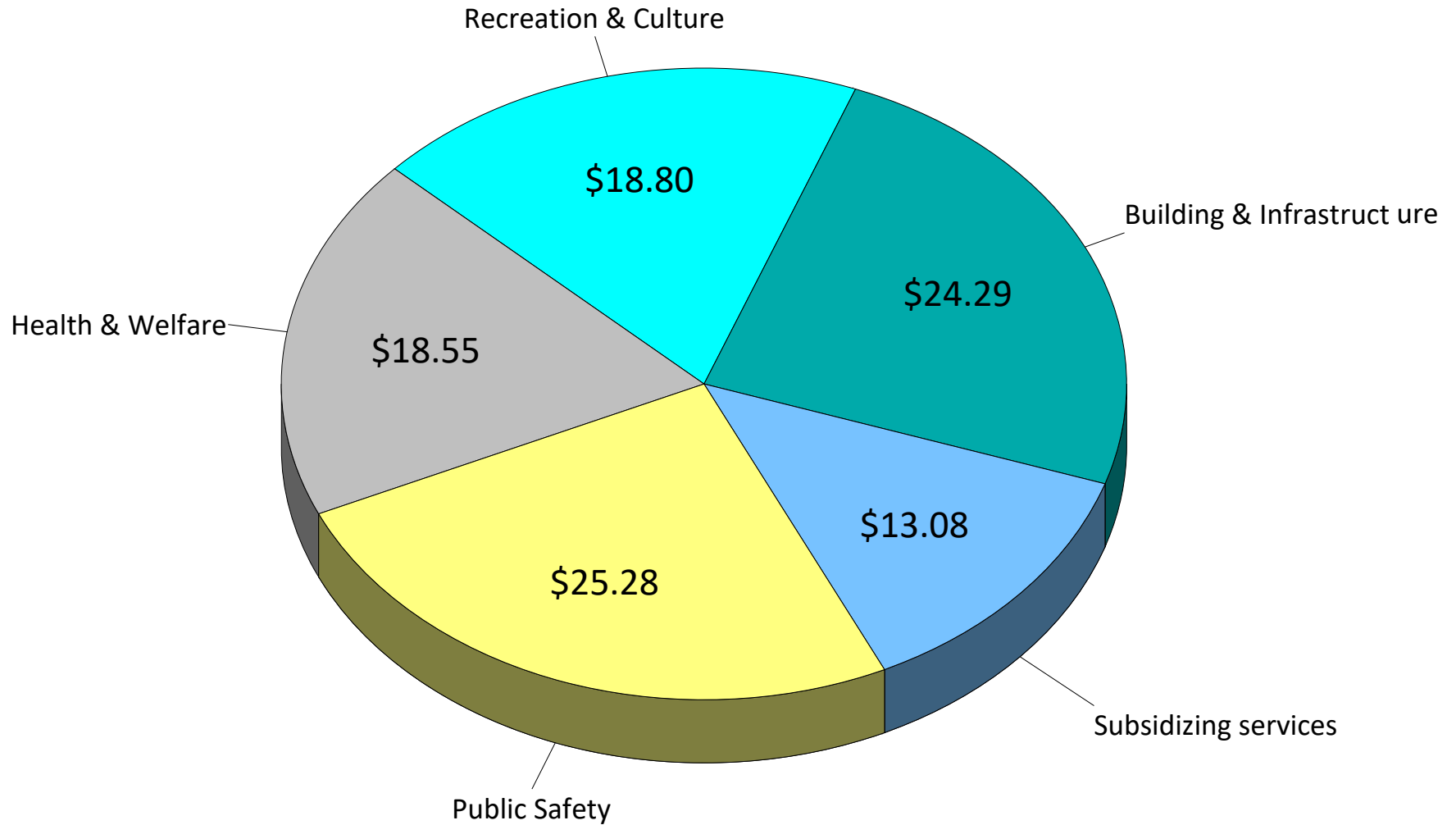
Q3. Rating Importance of Services That May Be Funded Through the One-Cent Sales Tax by City of Casper

by percentage of respondents (excluding "not provided")



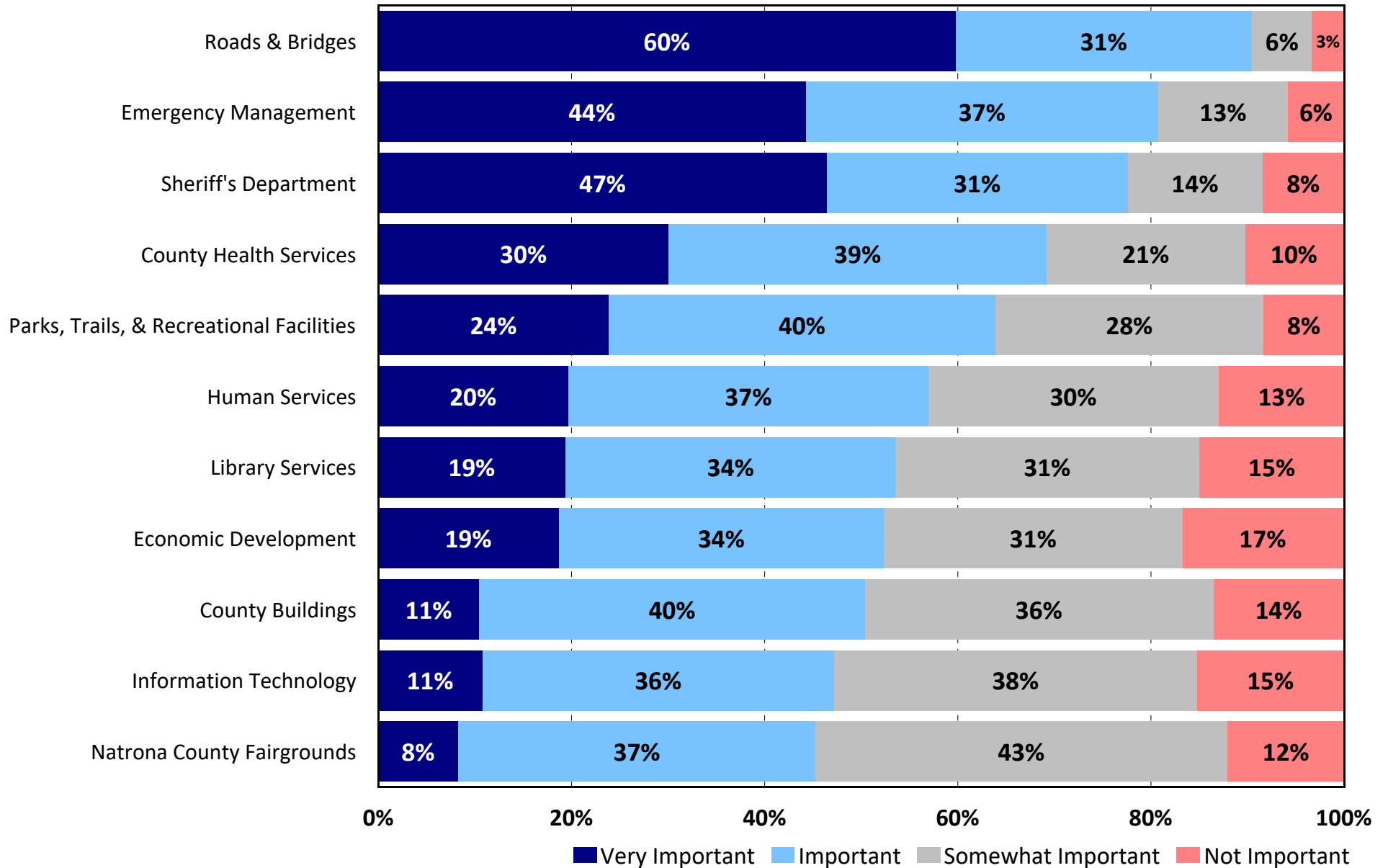
Q4. For Every \$100 Collected by the One-Cent Sales Tax, How Would Respondents Allocate The Spending of Funds

by average allocated per item



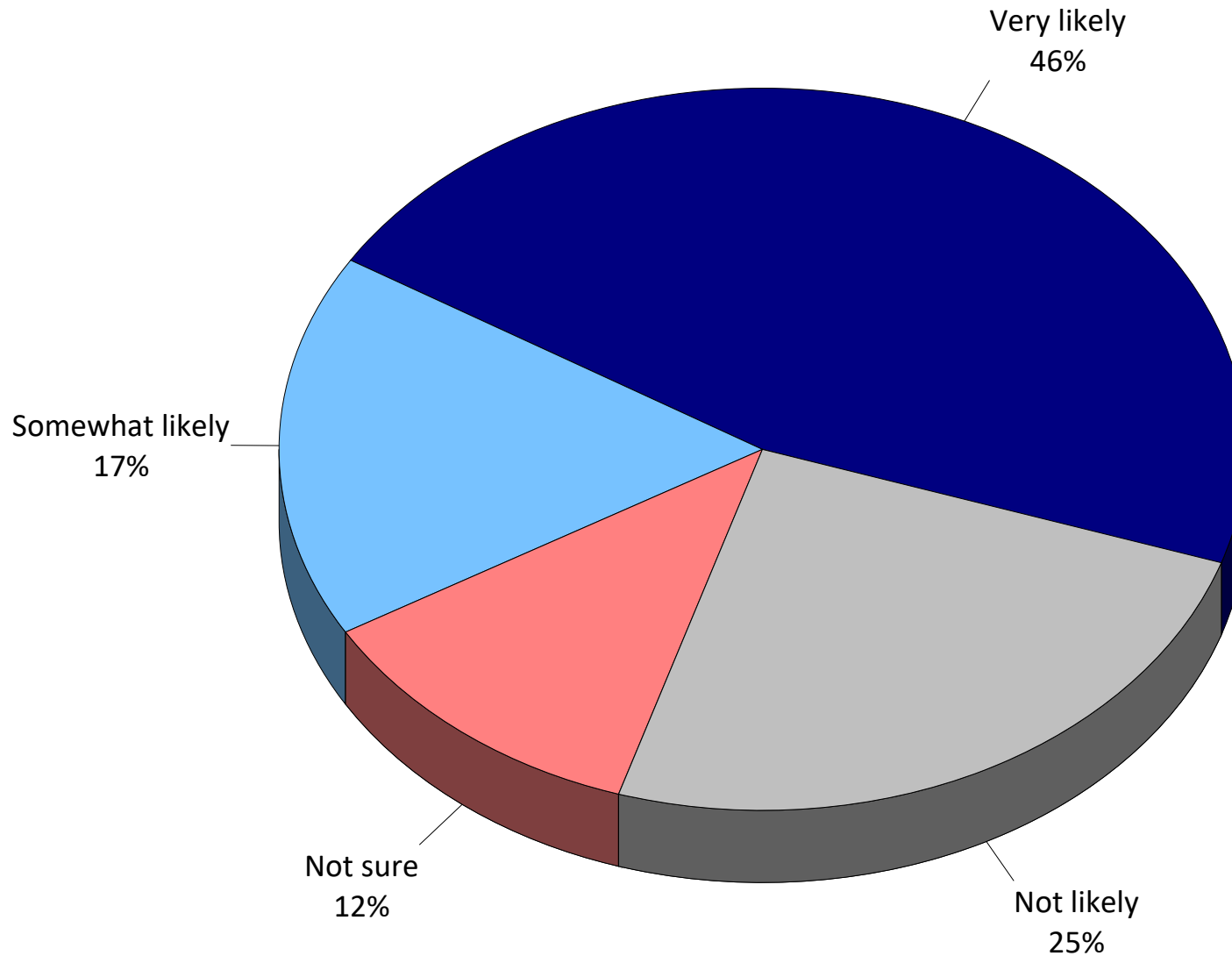
Q5. Rating Importance of Services That May Be Funded Through the One-Cent Sales Tax by Natrona County

by percentage of respondents (excluding "not provided")



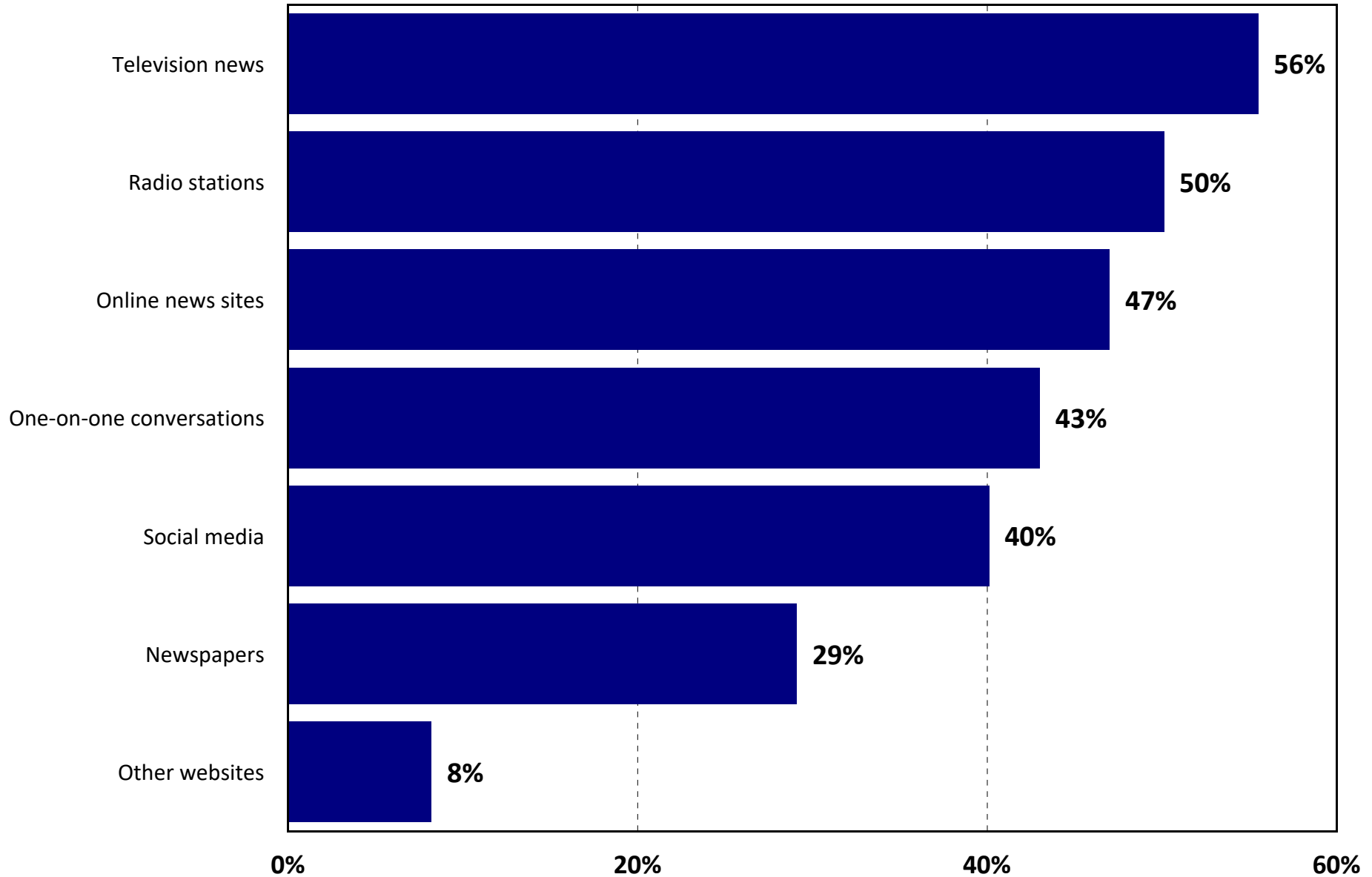
Q6. Likelihood to Support A Ballot Initiative to Make the One-Cent Tax Permanent in Natrona County

by percentage of respondents



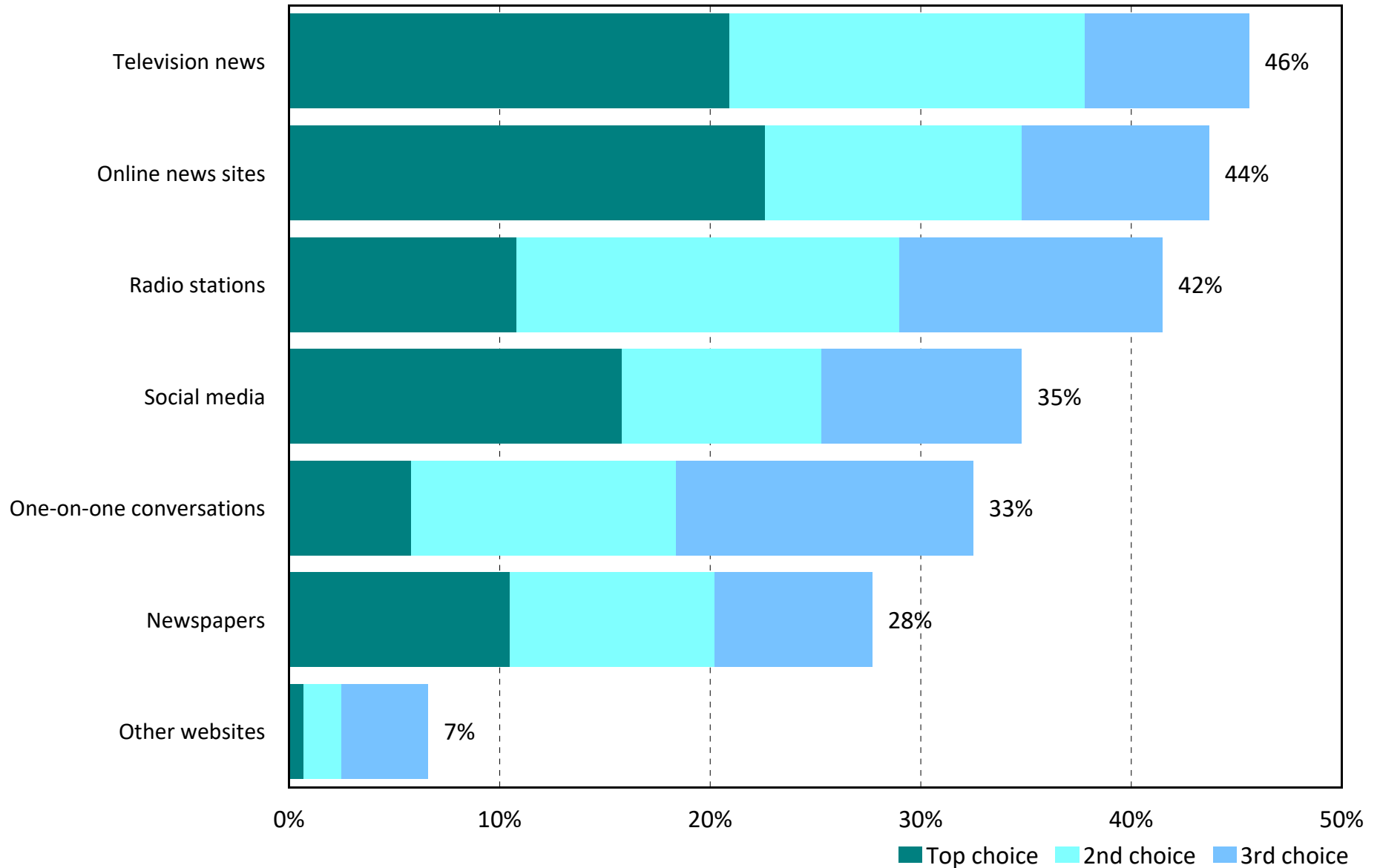
Q7. Respondents' Primary Sources of Information for Local News and Current Events

by percentage of respondents (multiple selections could be made)



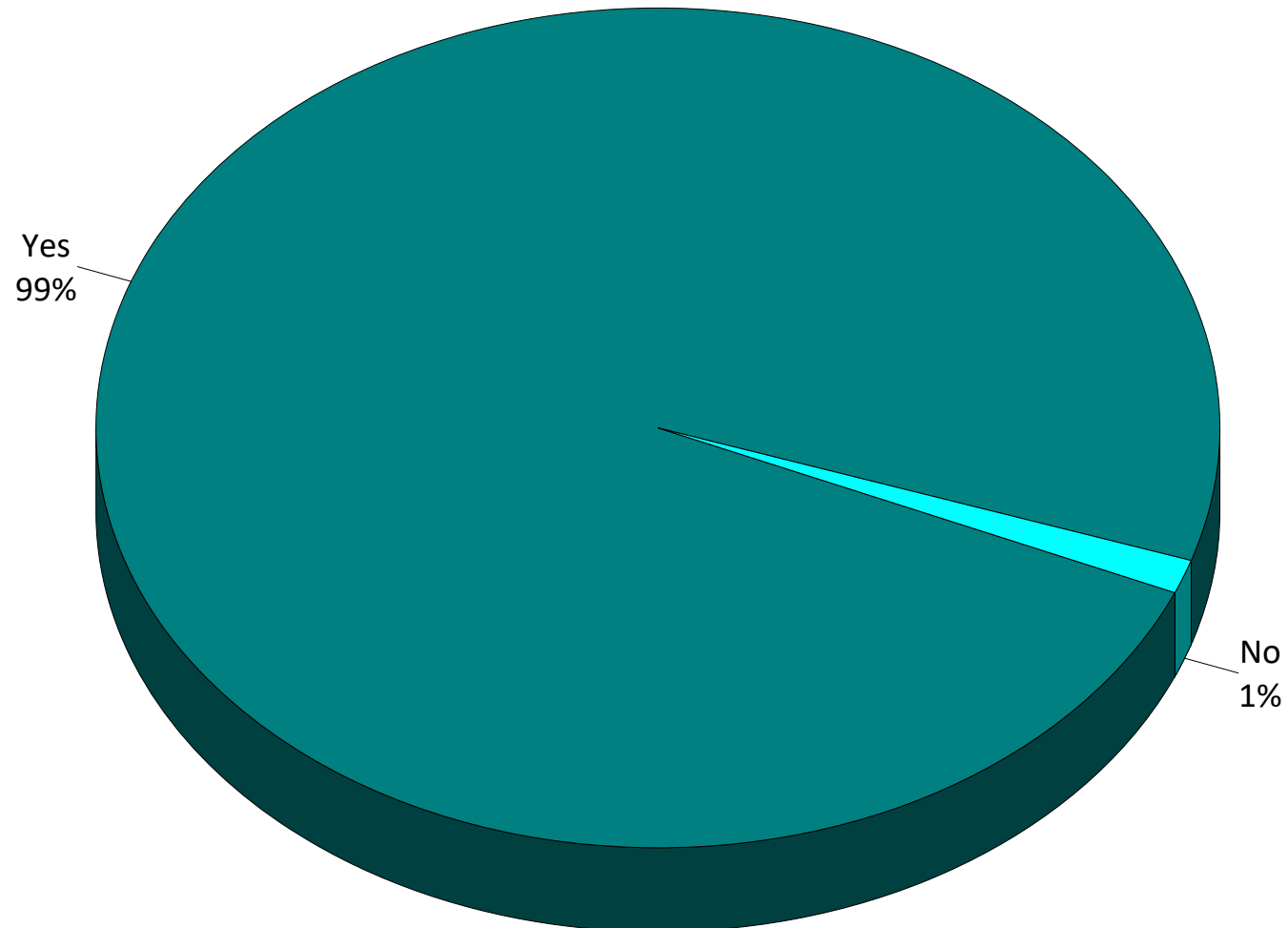
Q8. Ranking Sources Used Most Often to Learn About Local News and Current Events

by percentage of respondents who selected the item as one of their top three choices



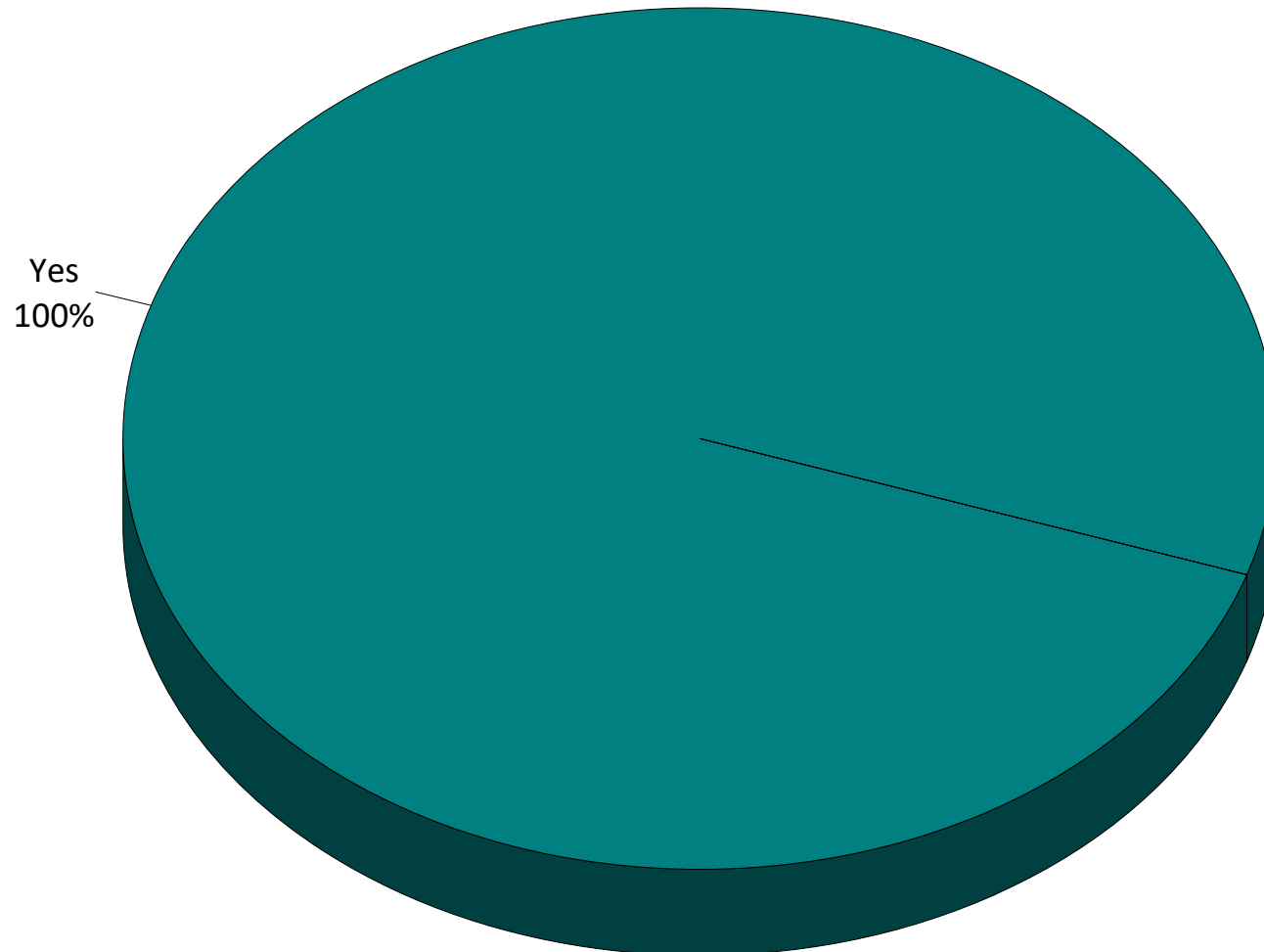
Q9. Do Respondents Usually Vote in Elections

by percentage of respondents (excluding “not provided”)



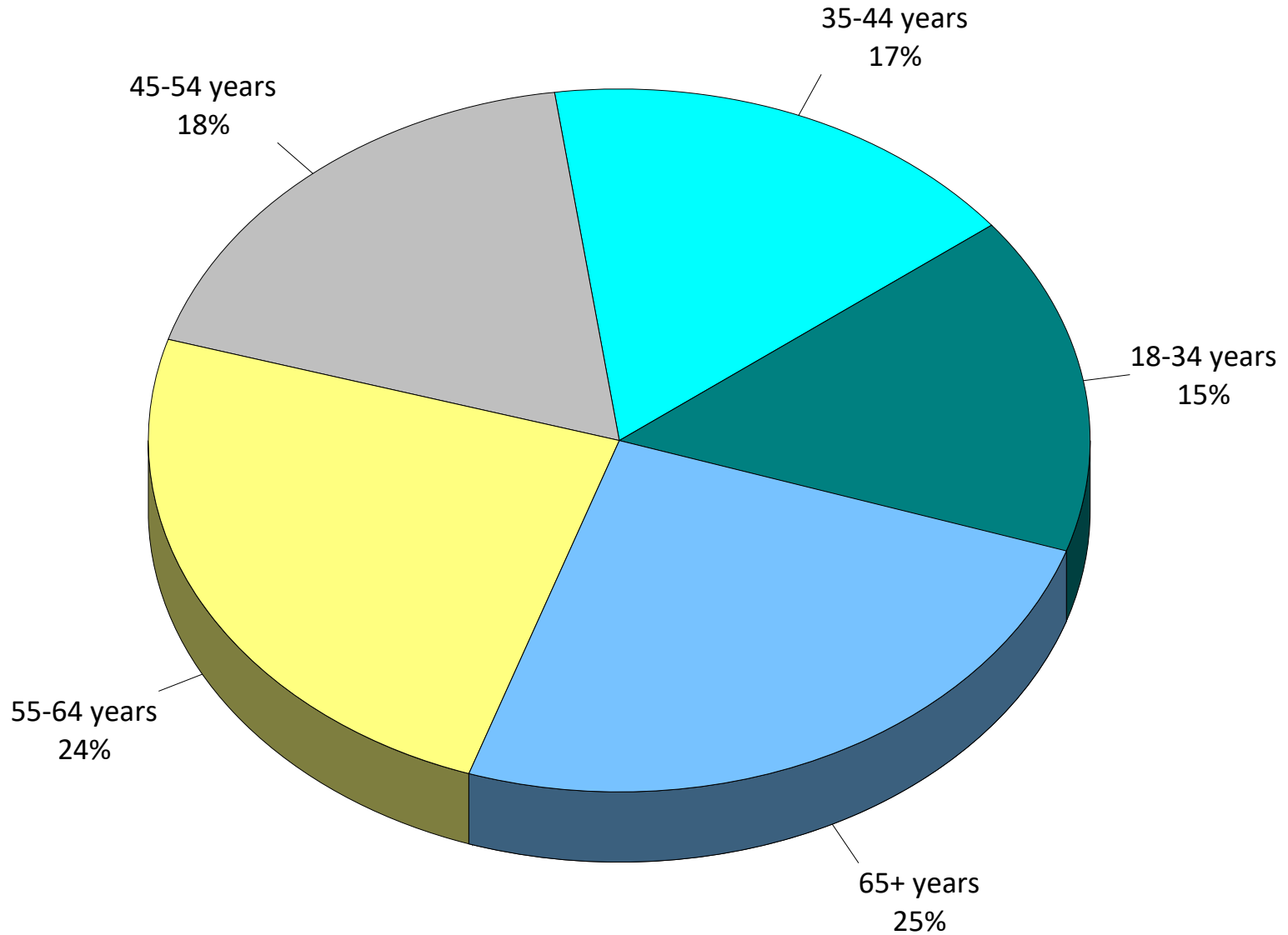
Q9a. Are Respondents Registered to Vote in Natrona County

by percentage of respondents



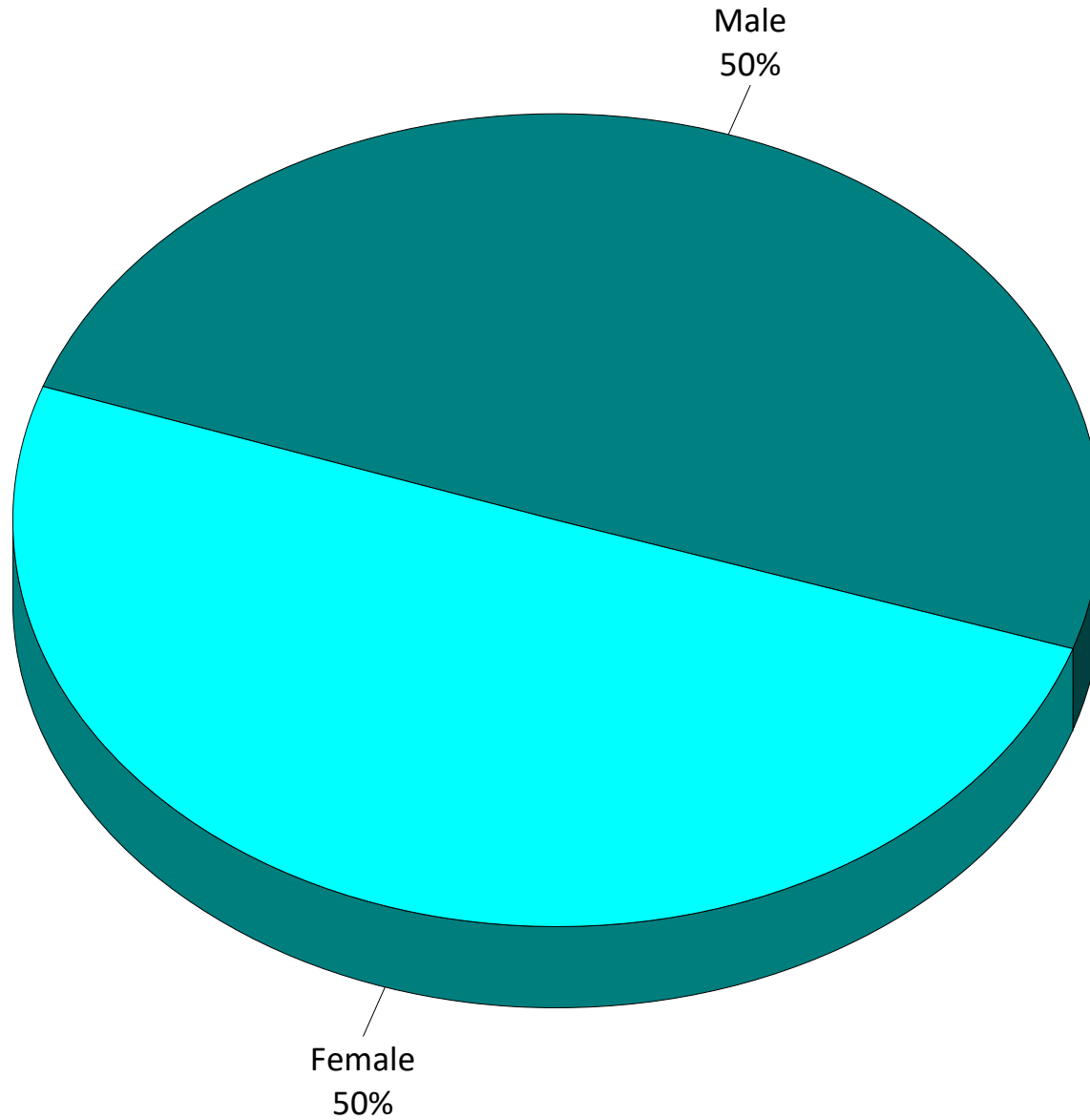
Q10. Respondent Age

by percentage of respondents (excluding "not provided")



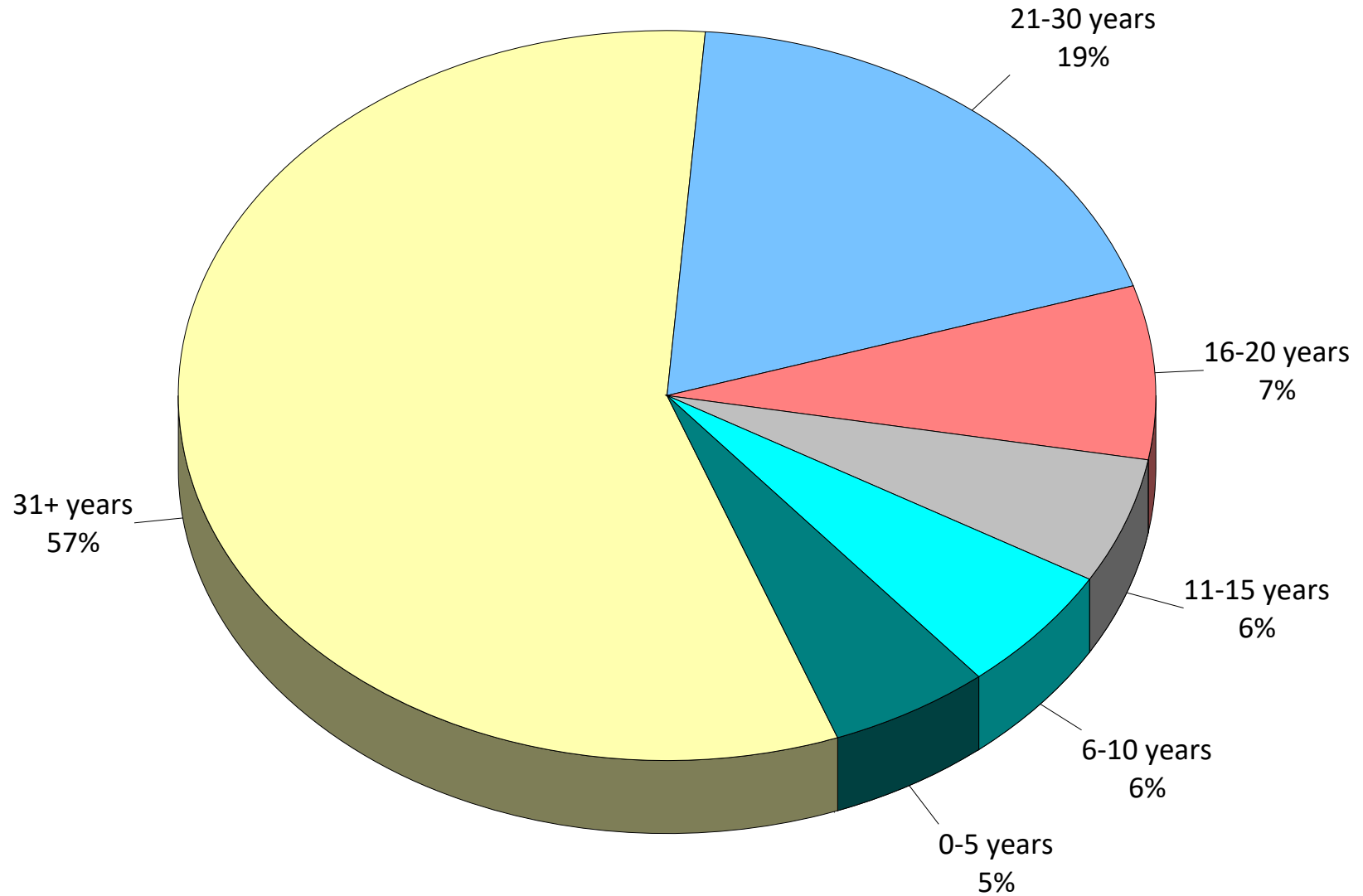
Q11. Respondent Gender

by percentage of respondents (excluding "not provided")



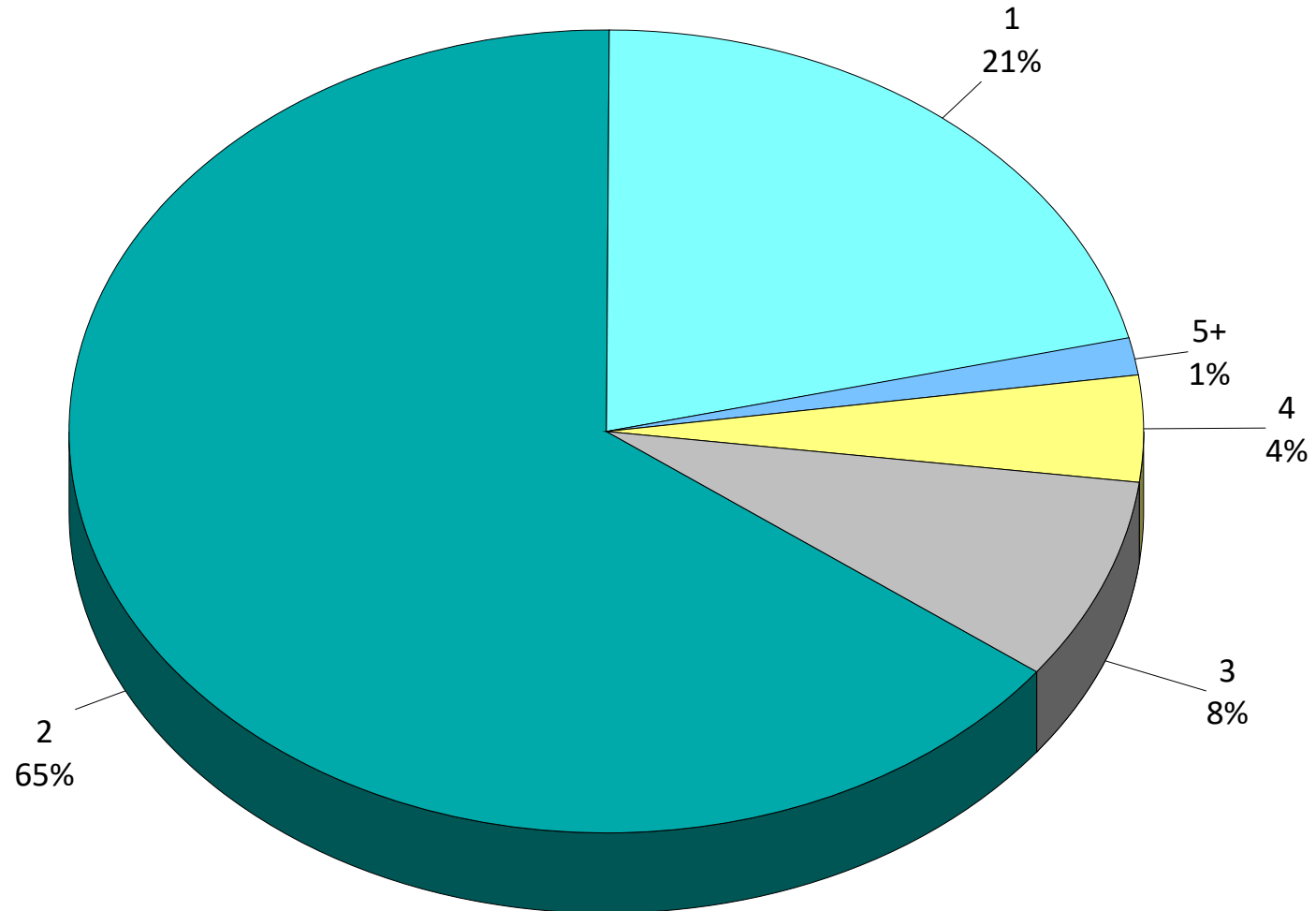
Q12. How Many Years Has Respondent Lived in Natrona County?

by percentage of respondents (excluding "not provided")



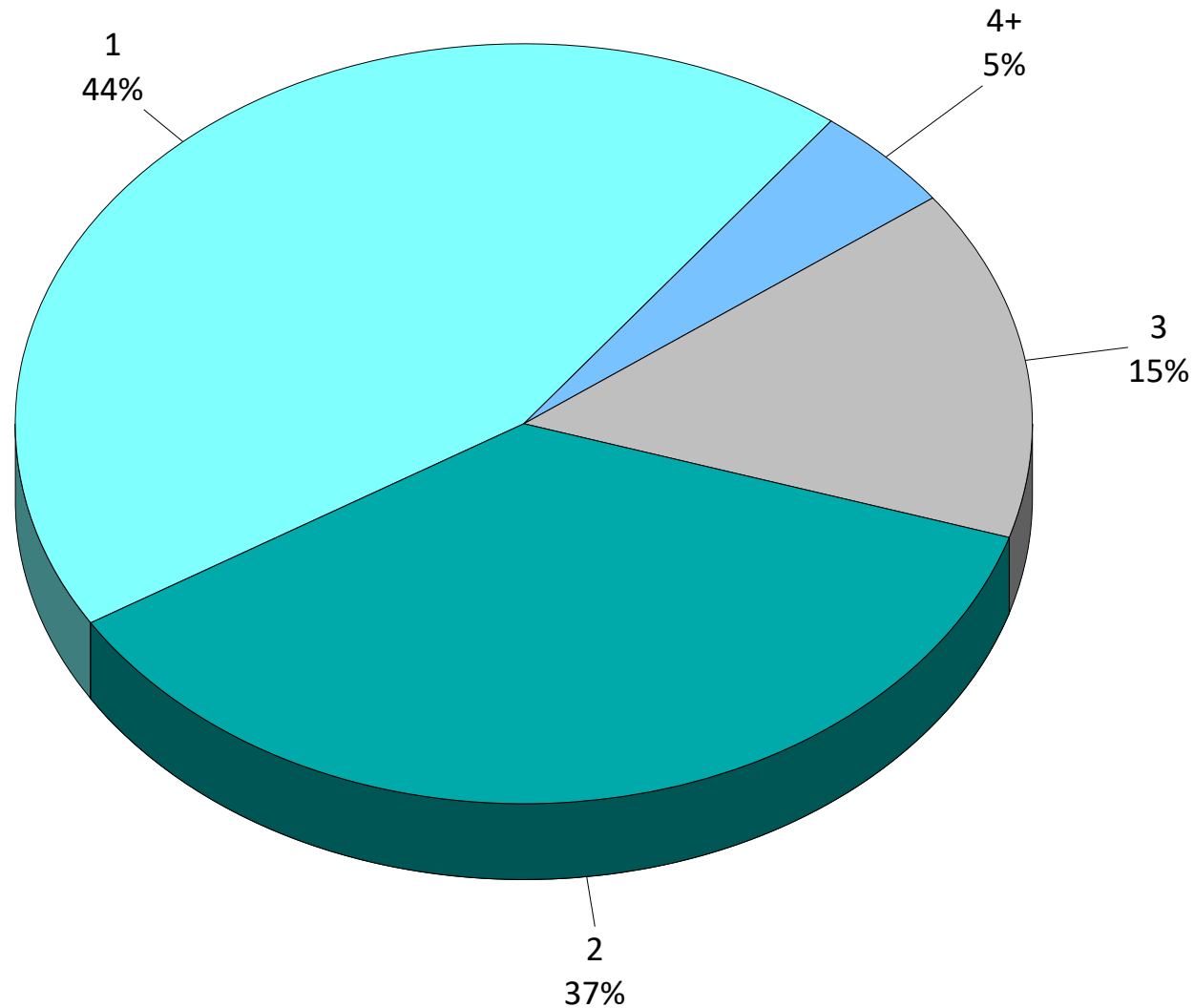
Q13. How Many Adults Live in Respondent's Household

by percentage of respondents (excluding "not provided")



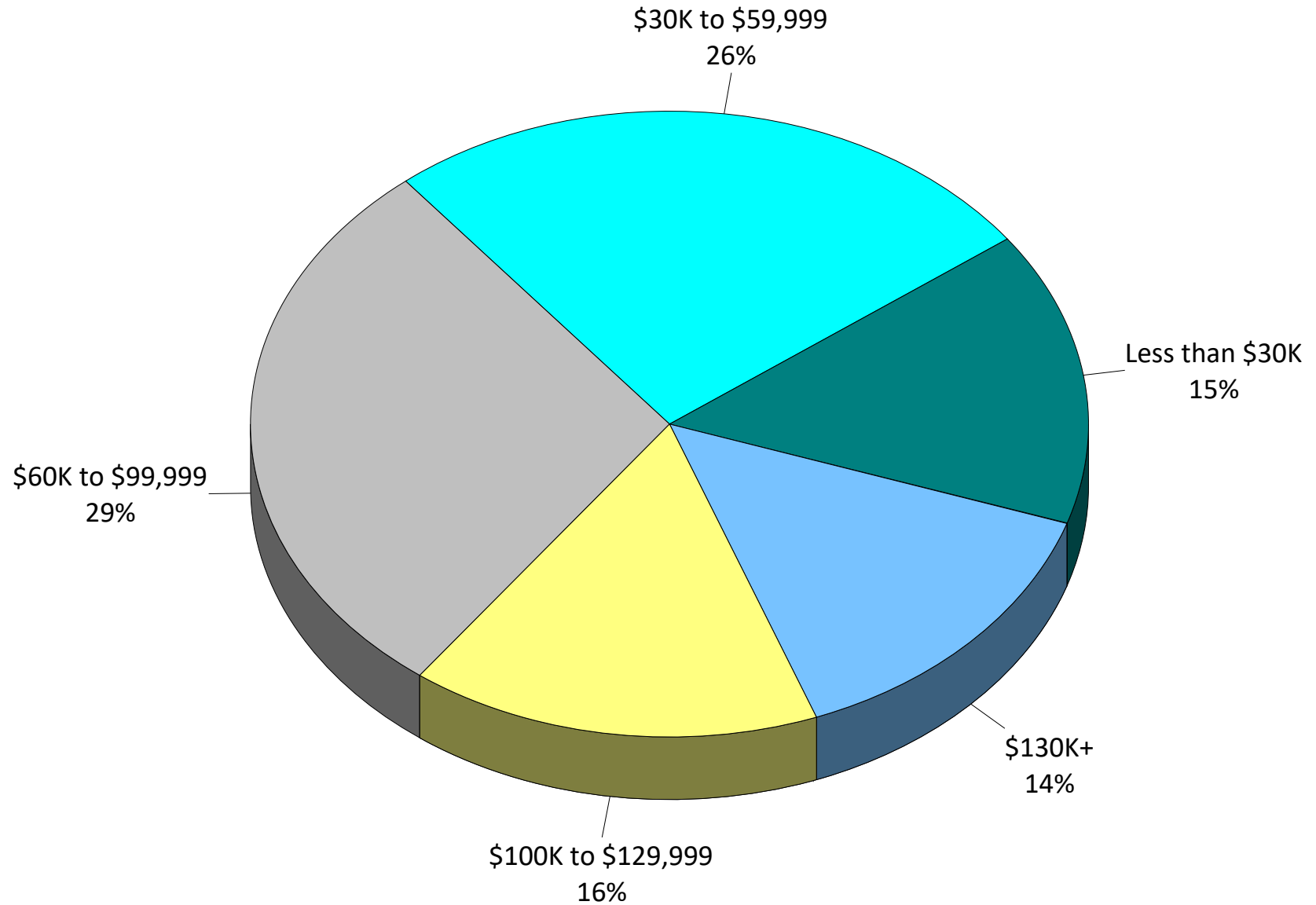
Q13b. How Many Children Under 18 Years of Age Live in Respondent's Household

by percentage of respondents (excluding "not provided")



Q14. Respondent Annual Household Income

by percentage of respondents (excluding "not provided")



A large graphic element consisting of a dark blue horizontal bar. On the left side of the bar, there is a white circle containing the number '3' in a dark blue font. To the right of the circle, the words 'Tabular Data' are written in a white, bold, sans-serif font.

3 Tabular Data

Q1. Natrona County has had a one-cent sales tax, also known as the 5th "Penny Tax" for 48 years. In your opinion, has the one-cent sales tax been beneficial to Natrona County?

Q1. In your opinion, has one-cent sales tax been beneficial to Natrona County	Number	Percent
Yes	587	83.4 %
No	55	7.8 %
Don't know	62	8.8 %
Total	704	100.0 %

(WITHOUT "DON'T KNOW")

Q1. Natrona County has had a one-cent sales tax, also known as the 5th "Penny Tax" for 48 years. In your opinion, has the one-cent sales tax been beneficial to Natrona County?

Q1. In your opinion, has one-cent sales tax been beneficial to Natrona County	Number	Percent
Yes	587	91.4 %
No	55	8.6 %
Total	642	100.0 %

Q2. Approval of the one-cent sales tax will come before the County voters on November 8th. If the election were held today, how likely would you be to vote in favor of renewing the one-cent sales tax?

Q2. How likely would you be to vote in favor of renewing one-cent sales tax	Number	Percent
Very likely	439	62.4 %
Somewhat likely	100	14.2 %
Not sure	63	8.9 %
Not likely	102	14.5 %
Total	704	100.0 %

Q3. Please tell us how the CITY of CASPER should spend any upcoming One Cent Sales Tax funding, where 4 means that the service is Very Important, and 1 means that the service is Not Important.

(N=704)

	Very important	Important	Somewhat important	Not important	Not provided
Q3-1. Parks, Playgrounds, & Trails: Support for parks, playgrounds, trails, & open space.	30.4%	34.5%	22.6%	9.4%	3.1%
Q3-2. Public Building Repairs: Maintenance & upkeep for existing City government-owned buildings, such as City Hall, police stations, & fire stations.	23.3%	38.5%	24.0%	11.5%	2.7%
Q3-3. Cybersecurity & Technology: Provide modern & efficient technology solutions that protect citizen personal information while providing easy online access to City services.	28.0%	35.5%	23.4%	10.8%	2.3%
Q3-4. Drainage & Flood Prevention: Construct & maintain drains, gutters, & underground pipes of stormwater collection system. This helps to keep river clean, & it helps to prevent flooding in neighborhoods & on City streets.	37.8%	37.2%	15.8%	7.0%	2.3%
Q3-5. Police: Police cars & equipment for Casper Police Department.	38.8%	31.4%	17.0%	11.2%	1.6%
Q3-6. Fire & EMS: Fire trucks & equipment for Casper Fire Department.	43.5%	33.5%	12.5%	8.7%	1.8%

Q3. Please tell us how the CITY of CASPER should spend any upcoming One Cent Sales Tax funding, where 4 means that the service is Very Important, and 1 means that the service is Not Important.

	Very important	Important	Somewhat important	Not important	Not provided
Q3-7. Sports & Physical Fitness: Support for physical recreation, including swimming, baseball, softball, golf, skiing, ice skating, basketball, & indoor exercise.	16.8%	31.0%	32.0%	17.9%	2.4%
Q3-8. Culture & Entertainment: Support for Fort Caspar history museum, Nicolaysen Art Museum, & performance venues like Ford Wyoming Events Center.	13.2%	32.1%	33.0%	19.3%	2.4%
Q3-9. River Restoration: Protect & clean North Platte River. This helps to prevent flooding & erosion, & it maintains the river as a natural habitat & recreation area.	26.1%	36.9%	26.0%	9.2%	1.7%
Q3-10. Street Repairs: Fix & maintain streets so they are safe, smooth, & efficient at moving traffic.	64.6%	24.7%	6.3%	3.1%	1.3%
Q3-11. Maintenance Savings Account: Add funds to a savings account where only interest is spent. The interest pays for general maintenance & repairs. It is also spent to subsidize City recreation, which helps to keep ticket & entrance fees low.	23.2%	35.4%	25.6%	13.4%	2.6%
Q3-12. Bus Services: Support for public bus services.	18.2%	32.8%	30.5%	16.5%	2.0%

Q3. Please tell us how the CITY of CASPER should spend any upcoming One Cent Sales Tax funding, where 4 means that the service is Very Important, and 1 means that the service is Not Important.

	Very important	Important	Somewhat important	Not important	Not provided
Q3-13. Community Assistance Programs: Support low income & needy individuals by providing things like healthcare, food, housing, & books for the library.	22.7%	34.4%	26.4%	14.5%	2.0%
Q3-14. Water & Sewer: Maintain & replace water mains, sewer mains, & related systems. This helps to lower the cost of water bills for residents & for businesses.	49.6%	32.4%	11.6%	4.5%	1.8%
Q3-15. Other	88.1%	11.9%	0.0%	0.0%	0.0%

(WITHOUT "NOT PROVIDED")

Q3. Please tell us how the CITY of CASPER should spend any upcoming One Cent Sales Tax funding, where 4 means that the service is Very Important, and 1 means that the service is Not Important. (without "not provided")

(N=704)

	Very important	Important	Somewhat important	Not important
Q3-1. Parks, Playgrounds, & Trails: Support for parks, playgrounds, trails, & open space.	31.4%	35.6%	23.3%	9.7%
Q3-2. Public Building Repairs: Maintenance & upkeep for existing City government-owned buildings, such as City Hall, police stations, & fire stations.	23.9%	39.6%	24.7%	11.8%
Q3-3. Cybersecurity & Technology: Provide modern & efficient technology solutions that protect citizen personal information while providing easy online access to City services.	28.6%	36.3%	24.0%	11.0%
Q3-4. Drainage & Flood Prevention: Construct & maintain drains, gutters, & underground pipes of stormwater collection system. This helps to keep river clean, & it helps to prevent flooding in neighborhoods & on City streets.	38.7%	38.1%	16.1%	7.1%
Q3-5. Police: Police cars & equipment for Casper Police Department.	39.4%	31.9%	17.3%	11.4%
Q3-6. Fire & EMS: Fire trucks & equipment for Casper Fire Department.	44.3%	34.2%	12.7%	8.8%

(WITHOUT "NOT PROVIDED")

Q3. Please tell us how the CITY of CASPER should spend any upcoming One Cent Sales Tax funding, where 4 means that the service is Very Important, and 1 means that the service is Not Important. (without "not provided")

	Very important	Important	Somewhat important	Not important
Q3-7. Sports & Physical Fitness: Support for physical recreation, including swimming, baseball, softball, golf, skiing, ice skating, basketball, & indoor exercise.	17.2%	31.7%	32.8%	18.3%
Q3-8. Culture & Entertainment: Support for Fort Caspar history museum, Nicolaysen Art Museum, & performance venues like Ford Wyoming Events Center.	13.5%	32.9%	33.8%	19.8%
Q3-9. River Restoration: Protect & clean North Platte River. This helps to prevent flooding & erosion, & it maintains the river as a natural habitat & recreation area.	26.6%	37.6%	26.4%	9.4%
Q3-10. Street Repairs: Fix & maintain streets so they are safe, smooth, & efficient at moving traffic.	65.5%	25.0%	6.3%	3.2%
Q3-11. Maintenance Savings Account: Add funds to a savings account where only interest is spent. The interest pays for general maintenance & repairs. It is also spent to subsidize City recreation, which helps to keep ticket & entrance fees low.	23.8%	36.3%	26.2%	13.7%
Q3-12. Bus Services: Support for public bus services.	18.6%	33.5%	31.2%	16.8%

(WITHOUT "NOT PROVIDED")

Q3. Please tell us how the CITY of CASPER should spend any upcoming One Cent Sales Tax funding, where 4 means that the service is Very Important, and 1 means that the service is Not Important. (without "not provided")

	Very important	Important	Somewhat important	Not important
Q3-13. Community Assistance Programs: Support low income & needy individuals by providing things like healthcare, food, housing, & books for the library.	23.2%	35.1%	27.0%	14.8%
Q3-14. Water & Sewer: Maintain & replace water mains, sewer mains, & related systems. This helps to lower the cost of water bills for residents & for businesses.	50.5%	33.0%	11.9%	4.6%
Q3-15. Other	88.1%	11.9%	0.0%	0.0%

Q4. If it was up to you, for every one hundred dollars of One Cent money collected in your community, how would you allocate those dollars among these categories?

	<u>Mean</u>
Buildings & infrastructure	24.29
Recreation & culture	18.80
Health & welfare	18.55
Public safety	25.28
Subsidizing services so that costs stay low	13.08

Q5. Please tell us how NATRONA COUNTY should spend any upcoming One Cent Sales Tax funding, where 4 means that the service is Very Important, and 1 means that the service is Not Important.

(N=704)

	Very important	Important	Somewhat important	Not important	Not provided
Q5-1. County Buildings: Make changes so citizens can easily achieve timely services from County offices.	10.2%	38.8%	35.1%	13.1%	2.8%
Q5-2. County Health Services: Use resources to assure quality, accessible, affordable health services to all citizens.	29.5%	38.4%	20.2%	9.9%	2.0%
Q5-3. Economic Development: Support economic development & diversification in the County.	18.2%	32.8%	30.1%	16.2%	2.7%
Q5-4. Emergency Management: Emergency management operations & equipment to provide quick & effective emergency response & rescue throughout the County.	43.6%	35.9%	13.2%	5.7%	1.6%
Q5-5. Human Services: Support for agencies that serve low income people, solve social problems, & fill service gaps, with an emphasis on self-sufficiency.	19.2%	36.4%	29.3%	12.8%	2.4%
Q5-6. Information Technology: Create a more accessible information public access system to County documents.	10.5%	35.4%	36.5%	14.8%	2.8%

Q5. Please tell us how NATRONA COUNTY should spend any upcoming One Cent Sales Tax funding, where 4 means that the service is Very Important, and 1 means that the service is Not Important.

	Very important	Important	Somewhat important	Not important	Not provided
Q5-7. Library Services: Purchase materials, equipment, provide support for services, & create a reserve fund for Natrona County Public Library.	19.0%	33.5%	30.8%	14.8%	1.8%
Q5-8. Natrona County Fairgrounds: Operations & maintenance at Natrona County Fairgrounds.	8.1%	36.2%	41.8%	11.9%	2.0%
Q5-9. Parks, Trails, & Recreational Facilities: Support & enhance recreation areas in the County.	23.4%	39.2%	27.3%	8.1%	2.0%
Q5-10. Roads & Bridges: Maintain roads & bridges so they are safe & sound.	58.7%	30.1%	6.1%	3.3%	1.8%
Q5-11. Sheriff's Department: Public safety operations & equipment to respond to citizens of Natrona County.	45.5%	30.4%	13.6%	8.2%	2.3%
Q5-12. Other	91.2%	8.8%	0.0%	0.0%	0.0%

(WITHOUT "NOT PROVIDED")

Q5. Please tell us how NATRONA COUNTY should spend any upcoming One Cent Sales Tax funding, where 4 means that the service is Very Important, and 1 means that the service is Not Important. (without "not provided")

(N=704)

	Very important	Important	Somewhat important	Not important
Q5-1. County Buildings: Make changes so citizens can easily achieve timely services from County offices.	10.5%	39.9%	36.1%	13.5%
Q5-2. County Health Services: Use resources to assure quality, accessible, affordable health services to all citizens.	30.1%	39.1%	20.6%	10.1%
Q5-3. Economic Development: Support economic development & diversification in the County.	18.7%	33.7%	30.9%	16.6%
Q5-4. Emergency Management: Emergency management operations & equipment to provide quick & effective emergency response & rescue throughout the County.	44.3%	36.5%	13.4%	5.8%
Q5-5. Human Services: Support for agencies that serve low income people, solve social problems, & fill service gaps, with an emphasis on self-sufficiency.	19.7%	37.3%	30.0%	13.1%
Q5-6. Information Technology: Create a more accessible information public access system to County documents.	10.8%	36.4%	37.6%	15.2%

(WITHOUT "NOT PROVIDED")

Q5. Please tell us how NATRONA COUNTY should spend any upcoming One Cent Sales Tax funding, where 4 means that the service is Very Important, and 1 means that the service is Not Important. (without "not provided")

	Very important	Important	Somewhat important	Not important
Q5-7. Library Services: Purchase materials, equipment, provide support for services, & create a reserve fund for Natrona County Public Library.	19.4%	34.2%	31.4%	15.1%
Q5-8. Natrona County Fairgrounds: Operations & maintenance at Natrona County Fairgrounds.	8.3%	37.0%	42.6%	12.2%
Q5-9. Parks, Trails, & Recreational Facilities: Support & enhance recreation areas in the County.	23.9%	40.0%	27.8%	8.3%
Q5-10. Roads & Bridges: Maintain roads & bridges so they are safe & sound.	59.8%	30.7%	6.2%	3.3%
Q5-11. Sheriff's Department: Public safety operations & equipment to respond to citizens of Natrona County.	46.5%	31.1%	14.0%	8.4%
Q5-12. Other	91.2%	8.8%	0.0%	0.0%

Q6. Supported by the voters for 48 years, the one-cent tax is voted on by residents of Natrona County every 4 years. How likely are you to support a ballot initiative to make the 5th cent (or the additional one cent tax) permanent in Natrona County?

Q6. How likely are you to support a ballot initiative to make 5th cent permanent in Natrona County

	Number	Percent
Very likely	326	46.3 %
Somewhat likely	120	17.0 %
Not sure	84	11.9 %
Not likely	174	24.7 %
Total	704	100.0 %

Q7. Which of the following are your primary sources of information about local news and current events?

Q7. Which following are your primary sources of information about local news & current events

	Number	Percent
Social media	282	40.1 %
Television news	391	55.5 %
Newspapers	205	29.1 %
Radio stations	353	50.1 %
Online news sites	331	47.0 %
Other websites	58	8.2 %
One-on-one conversations	303	43.0 %
Other	25	3.6 %
Total	1948	

Q7-1. Which social media sites?

<u>Q7-1. Which social media sites</u>	<u>Number</u>	<u>Percent</u>
Facebook	134	60.1 %
Oil City News	17	7.6 %
Facebook, Instagram	11	4.9 %
Facebook, Twitter	10	4.5 %
Oil City News, K2	10	4.5 %
Instagram	3	1.3 %
Facebook, Google, news	2	0.9 %
Google	2	0.9 %
Facebook, K2 News, Oil City News	2	0.9 %
Facebook, K2, Oil City News	2	0.9 %
Facebook, Oil City News	2	0.9 %
K2	2	0.9 %
Facebook, YouTube	1	0.4 %
OK City News	1	0.4 %
Facebook, Oil City News, K-2 News, Star Tribune, Casper 1	1	0.4 %
Phone	1	0.4 %
Casper News Watch	1	0.4 %
K2WO	1	0.4 %
FOX Business	1	0.4 %
Facebook, MeWe	1	0.4 %
Facebook	1	0.4 %
Facebook, LinkedIn	1	0.4 %
Several	1	0.4 %
My Country 95.5	1	0.4 %
Oil City News, K2 Radio app	1	0.4 %
Facebook, Snapchat	1	0.4 %
Facebook, local news	1	0.4 %
Oil City News on Facebook	1	0.4 %
Blaze	1	0.4 %
Apple news	1	0.4 %
Oily City News, K2WO	1	0.4 %
Twitter, Reddit	1	0.4 %
NewsMax	1	0.4 %
Twitter	1	0.4 %
Facebook, online newspapers	1	0.4 %
Instagram, Google, YouTube	1	0.4 %
Facebook, Google	1	0.4 %
County Sheriff reports	1	0.4 %
Total	223	100.0 %

Q7-5. Which online news sites?

<u>Q7-5. Which online news sites</u>	<u>Number</u>	<u>Percent</u>
Oil City News	92	37.1 %
Oil City News, K2	17	6.9 %
News Break	8	3.2 %
K2	5	2.0 %
trib.com	4	1.6 %
Google	4	1.6 %
Casper Star Tribune	3	1.2 %
Star Tribune	3	1.2 %
Oil City News, CST	3	1.2 %
FOX	3	1.2 %
Cowboy State Daily, Oil City News	2	0.8 %
K2 Radio	2	0.8 %
Star Tribune, Oil City News	2	0.8 %
Oil City News, K2 radio	2	0.8 %
Oil City News, Casper Star Tribune	2	0.8 %
CNN	2	0.8 %
Oil City News, trib.com	2	0.8 %
MSN	2	0.8 %
Smart News	2	0.8 %
oilcitynews.com, trib.com, k2radio.com	1	0.4 %
Casper Star-Tribune	1	0.4 %
oilcity.news, wyofile.com	1	0.4 %
Apple	1	0.4 %
Trib.com, Oil City News, Wyofile	1	0.4 %
AP News and Reuters	1	0.4 %
Casper Star Tribune, KTWO, NPR	1	0.4 %
FOX News for national and international, K2, Oil City News	1	0.4 %
OK City News	1	0.4 %
trib.com, K2, Oil City News	1	0.4 %
Casper Star Tribune, KTWO, Oil City News	1	0.4 %
Cowboy State Daily, Oil City News	1	0.4 %
K2 News	1	0.4 %
Trib.com, Oil City News, K2 Radio	1	0.4 %
K2 Radio, Oil City News	1	0.4 %
CNN, FOX	1	0.4 %
K2, Oil City News	1	0.4 %
Oil City News, K2 News, Star Tribune	1	0.4 %
Oil City News, KTWO radio, MSN	1	0.4 %

Q7-5. Which online news sites?

<u>Q7-5. Which online news sites</u>	<u>Number</u>	<u>Percent</u>
Oil City News, Cowboy State Daily, K2Radio	1	0.4 %
trib.com, Oil City News, KTWO Radio	1	0.4 %
CST	1	0.4 %
Casper Star Tribune, Oil City News	1	0.4 %
CST, Cowboy State Daily	1	0.4 %
K2, Oil City News, Star Tribune	1	0.4 %
35 FOX	1	0.4 %
Oil City News, Tribune	1	0.4 %
Local stations	1	0.4 %
MSN, FOX	1	0.4 %
All major and local ones	1	0.4 %
Oil City Tribune	1	0.4 %
News sites	1	0.4 %
CBS, NBC, CNN	1	0.4 %
Casper Star & Oil City News	1	0.4 %
MSN, Oil City News, K2 Radio	1	0.4 %
NewsMax, Americas Voice	1	0.4 %
K2 Radio, Trib	1	0.4 %
Oil City News, NewsBreak, Casper Star	1	0.4 %
K2 Radio, Oil City News, PBS, NBC News, CBS News, BBC, Sky News	1	0.4 %
Oil City News, Cowboy State Daily	1	0.4 %
trib.com, Oil City New	1	0.4 %
Yahoo	1	0.4 %
WPR, WY Public Radio, Casper Star Tribune, Oil City News	1	0.4 %
Oil City News, K2, Major networks	1	0.4 %
Oil City news	1	0.4 %
Public radio/TV	1	0.4 %
KWTO	1	0.4 %
Oil City News, Star Tribune, K2	1	0.4 %
Cowboy State News Network	1	0.4 %
BBC Reuter	1	0.4 %
News Break, Oil City News	1	0.4 %
Oil City News, Cowboy State Daily, Tribune	1	0.4 %
FOX, NewsMax	1	0.4 %
CNN, MSNBC, ABC, CBS, NPR	1	0.4 %
Oil City News, C-Span	1	0.4 %
CNN, NBC, MSN	1	0.4 %

Q7-5. Which online news sites?

<u>Q7-5. Which online news sites</u>	<u>Number</u>	<u>Percent</u>
FOX, Oil City News	1	0.4 %
FOX, CNN, NPR	1	0.4 %
Casper Star	1	0.4 %
K2, news website	1	0.4 %
K2, Oil City News, Star Tribune	1	0.4 %
K2 News, 95.5 Radio	1	0.4 %
Casper Star, K2, Oil City News	1	0.4 %
Wyofile, Oil City News, K2	1	0.4 %
1030 AM, Oil City News, friends	1	0.4 %
Oil City News, Real America Voice	1	0.4 %
Oil City News, FOX	1	0.4 %
FOX, Radio	1	0.4 %
Oil City News, Cowboy State Daily, Wyoming Files	1	0.4 %
Oil City News, Tribune, K2	1	0.4 %
NBC, FOX	1	0.4 %
Oil City News, K2, KCWY	1	0.4 %
PBS, K2	1	0.4 %
Local news and FOX	1	0.4 %
trib.com, Casper Star Tribune	1	0.4 %
Yahoo news	1	0.4 %
Casper Tribune, KZ Rdio, Oil City News	1	0.4 %
Casper Tribune, Oil City News	1	0.4 %
Casper Tribune, TV@higherelevation, Oil City News	1	0.4 %
Casper Tribune	1	0.4 %
Oil City News, Cowboy State Daily, Washington Post	1	0.4 %
AP, Oil City News	1	0.4 %
Tribune, Oil City News	1	0.4 %
Oil City New, K2	1	0.4 %
K2, The Blaze	1	0.4 %
CNN, NBC, MSN, Oil City News	1	0.4 %
NewsMax, FOX News, Oil City News, CNN	1	0.4 %
<u>Oil City News, Star Tribune</u>	<u>1</u>	<u>0.4 %</u>
Total	248	100.0 %

Q7-6. Which other websites?

<u>Q7-6. Which other websites</u>	<u>Number</u>	<u>Percent</u>
Oil City News	5	15.6 %
Google	2	6.3 %
Local and state news sites	1	3.1 %
Google and Microsoft Edge	1	3.1 %
MSN, Oil City News	1	3.1 %
CNN	1	3.1 %
Star Tribune	1	3.1 %
FOX	1	3.1 %
Google, YouTube, Pinterest	1	3.1 %
City of Casper	1	3.1 %
K2 News	1	3.1 %
Public radio, TV	1	3.1 %
Local radio	1	3.1 %
1440.com	1	3.1 %
gov. sites	1	3.1 %
Apple news	1	3.1 %
K2 Radio news	1	3.1 %
MSN, YouTube, other WY cities & towns	1	3.1 %
Channels 33, 71, 76	1	3.1 %
News Nation	1	3.1 %
NY Times	1	3.1 %
Casper PD Facebook	1	3.1 %
Reddit	1	3.1 %
K2	1	3.1 %
K2 Radio	1	3.1 %
Wyoming Legislature	1	3.1 %
Google, Facebook	1	3.1 %
Total	32	100.0 %

Q7-8. Other:

<u>Q7-8. Other</u>	<u>Number</u>	<u>Percent</u>
Word of mouth	2	8.3 %
Casper paper does not give local news	1	4.2 %
Some other than main stream media	1	4.2 %
NewsMax	1	4.2 %
A mixture of all of the above	1	4.2 %
Personal experience	1	4.2 %
The week, The Nation, High Country News	1	4.2 %
World News Organizaton	1	4.2 %
Blogs	1	4.2 %
Council meetings	1	4.2 %
Advance Casper, Visit Casper, WEDA and others	1	4.2 %
What I see around me	1	4.2 %
Receive emails from gov	1	4.2 %
Listening to others complain	1	4.2 %
Patriot Channel	1	4.2 %
Community conversation	1	4.2 %
Breakfast & lunch groups	1	4.2 %
City Council & County Commissioner meetings	1	4.2 %
Rumble, non bias non liberal	1	4.2 %
FOX News	1	4.2 %
Phone	1	4.2 %
Book reports	1	4.2 %
Mail	1	4.2 %
Total	24	100.0 %

Q8. Which THREE of the sources listed in Question 7 do you use MOST OFTEN to learn about local news and current events?

<u>Q8. Top choice</u>	<u>Number</u>	<u>Percent</u>
Social media	111	15.8 %
Television news	147	20.9 %
Newspapers	74	10.5 %
Radio stations	76	10.8 %
Online news sites	159	22.6 %
Other websites	5	0.7 %
One-on-one conversations	41	5.8 %
Other	1	0.1 %
None chosen	90	12.8 %
Total	704	100.0 %

Q8. Which THREE of the sources listed in Question 7 do you use MOST OFTEN to learn about local news and current events?

<u>Q8. 2nd choice</u>	<u>Number</u>	<u>Percent</u>
Social media	67	9.5 %
Television news	119	16.9 %
Newspapers	68	9.7 %
Radio stations	128	18.2 %
Online news sites	86	12.2 %
Other websites	13	1.8 %
One-on-one conversations	89	12.6 %
Other	4	0.6 %
None chosen	130	18.5 %
Total	704	100.0 %

Q8. Which THREE of the sources listed in Question 7 do you use MOST OFTEN to learn about local news and current events?

<u>Q8. 3rd choice</u>	<u>Number</u>	<u>Percent</u>
Social media	67	9.5 %
Television news	55	7.8 %
Newspapers	53	7.5 %
Radio stations	88	12.5 %
Online news sites	63	8.9 %
Other websites	29	4.1 %
One-on-one conversations	99	14.1 %
Other	11	1.6 %
None chosen	239	33.9 %
Total	704	100.0 %

SUM OF TOP 3 CHOICES**Q8. Which THREE of the sources listed in Question 7 do you use MOST OFTEN to learn about local news and current events? (top 3)**

<u>Q8. Sum of Top 3 Choices</u>	<u>Number</u>	<u>Percent</u>
Social media	245	34.8 %
Television news	321	45.6 %
Newspapers	195	27.7 %
Radio stations	292	41.5 %
Online news sites	308	43.8 %
Other websites	47	6.7 %
One-on-one conversations	229	32.5 %
Other	16	2.3 %
None chosen	90	12.8 %
Total	1743	

Q9. Do you usually vote in elections?

<u>Q9. Do you usually vote in elections</u>	<u>Number</u>	<u>Percent</u>
Yes	679	96.4 %
No	9	1.3 %
Not provided	16	2.3 %
Total	704	100.0 %

(WITHOUT "NOT PROVIDED")

Q9. Do you usually vote in elections? (without "not provided")

<u>Q9. Do you usually vote in elections</u>	<u>Number</u>	<u>Percent</u>
Yes	679	98.7 %
No	9	1.3 %
Total	688	100.0 %

Q9a. Are you registered to vote in Natrona County?

<u>Q9a. Are you registered to vote in Natrona County</u>	<u>Number</u>	<u>Percent</u>
Yes	704	100.0 %
Total	704	100.0 %

Q10. What is your age?

<u>Q10. Your age</u>	<u>Number</u>	<u>Percent</u>
18-34	101	14.3 %
35-44	109	15.5 %
45-54	120	17.0 %
55-64	160	22.7 %
65+	164	23.3 %
Not provided	50	7.1 %
Total	704	100.0 %

(WITHOUT "NOT PROVIDED")

Q10. What is your age? (without "not provided")

<u>Q10. Your age</u>	<u>Number</u>	<u>Percent</u>
18-34	101	15.4 %
35-44	109	16.7 %
45-54	120	18.3 %
55-64	160	24.5 %
65+	164	25.1 %
Total	654	100.0 %

Q11. What is your gender?

Q11. Your gender	Number	Percent
Male	340	48.3 %
Female	343	48.7 %
Non-binary	2	0.3 %
Not provided	19	2.7 %
Total	704	100.0 %

(WITHOUT "NOT PROVIDED")**Q11. What is your gender? (without "not provided")**

Q11. Your gender	Number	Percent
Male	340	49.6 %
Female	343	50.1 %
Non-binary	2	0.3 %
Total	685	100.0 %

Q12. For about how many years have you lived in Natrona County?

Q12. How many years have you lived in Natrona County	Number	Percent
0-5	37	5.3 %
6-10	39	5.5 %
11-15	38	5.4 %
16-20	51	7.2 %
21-30	130	18.5 %
31+	387	55.0 %
Not provided	22	3.1 %
Total	704	100.0 %

(WITHOUT "NOT PROVIDED")**Q12. For about how many years have you lived in Natrona County? (without "not provided")**

Q12. How many years have you lived in Natrona County	Number	Percent
0-5	37	5.4 %
6-10	39	5.7 %
11-15	38	5.6 %
16-20	51	7.5 %
21-30	130	19.1 %
31+	387	56.7 %
Total	682	100.0 %

Q13-1. Counting yourself, how many adults live in your household?

Q13-1. How many adults live in your household	Number	Percent
1	145	20.6 %
2	442	62.8 %
3	56	8.0 %
4	28	4.0 %
5+	10	1.4 %
Not provided	23	3.3 %
Total	704	100.0 %

(WITHOUT "NOT PROVIDED")

Q13-1. Counting yourself, how many adults live in your household? (without "not provided")

Q13-1. How many adults live in your household	Number	Percent
1	145	21.3 %
2	442	64.9 %
3	56	8.2 %
4	28	4.1 %
5+	10	1.5 %
Total	681	100.0 %

Q13-2. Counting yourself, how many children under 18 years of age live in your household?

Q13-2. How many children under 18 live in your household	Number	Percent
1	95	13.5 %
2	79	11.2 %
3	32	4.5 %
4+	10	1.4 %
Not provided	488	69.3 %
Total	704	100.0 %

(WITHOUT "NOT PROVIDED")

Q13-2. Counting yourself, how many children under 18 years of age live in your household? (without "not provided")

Q13-2. How many children under 18 live in your household	Number	Percent
1	95	44.0 %
2	79	36.6 %
3	32	14.8 %
4+	10	4.6 %
Total	216	100.0 %

Q14. What approximately is your total annual household income?

Q14. Your total annual household income	Number	Percent
Under \$30K	91	12.9 %
\$30K to \$59,999	156	22.2 %
\$60K to \$99,999	176	25.0 %
\$100K to \$129,999	95	13.5 %
\$130K+	87	12.4 %
Not provided	99	14.1 %
Total	704	100.0 %

(WITHOUT "NOT PROVIDED")**Q14. What approximately is your total annual household income? (without "not provided")**

Q14. Your total annual household income	Number	Percent
Under \$30K	91	15.0 %
\$30K to \$59,999	156	25.8 %
\$60K to \$99,999	176	29.1 %
\$100K to \$129,999	95	15.7 %
\$130K+	87	14.4 %
Total	605	100.0 %

A graphic consisting of a dark blue horizontal bar. On the left side of the bar is a white circle containing the number '4' in dark blue. To the right of the circle, the text 'Open-Ended Responses' is written in white, bold, sans-serif font, stacked in two lines.

4 Open-Ended Responses

Open-Ended Questions

Q2a—“If not likely, why not?”: Approval of the one-cent sales tax will come before the County voters on November 8th. If the election were held today, how likely would you be to vote in favor of renewing the one-cent sales tax?

- One-cent tax was to be used for projects that make Casper a better place to live, not for the routine operation budget.
- 1) Because public entities do not have the restraint to husband tax money that is not designated. 2) I am against any and all forms of taxation, owing to my personal belief that taxation is theft.
- 1.5 purchase of Plains Furniture, building resold for 500,000
- All the money goes to downtown. I see no help to residential streets.
- We are already taxed enough.
- As helpful as it has been in some situations, temporary one-cent taxes are never temporary and become a crutch. They provide an easy excuse for overspending budgets by relying on one cent and other special taxes to support budgetary items and projects that are meant to be provided for by existing general funds.
- Balance budget and cut departments & people, Mayor not City Manager. Provide water and garbage pick-up, power, fire. City Council meets 4 weeks per year.
- Because it is more of a tax for the city of Casper than it is for the county as a whole, and the city wastes more on stupid projects that only benefit a privileged few.
- It's been wasted on "pet projects" instead of infrastructure like it was supposed to be
- City keeps brainstorming new fees and taxes
- City living beyond its means, programs already exist on things it cannot afford.
- Conservation stamp went up almost 100%, parks & rec camping fees, etc. Too much too fast
- Cost of living is already high
- Cut spending
- David Street Station was and is a huge waste of money and land, little to no use for majority.
- Do not like taxes
- Does not go where it was intended.
- Doesn't work for the taxpayers
- Don't think it is needed
- Don't trust all of it will be used as reported.
- Don't trust the government not to make it permanent. The city is wasting money.
- Due to the city's current lack of leadership and under hand dealings. Namely Carter Napier and Tracey Belser. They are both scum, I would without a doubt vote yes if it wasn't for these two.
- Economy
- Economy is not good. Inflation is out of control. no money to give
- extreme abuse of dollars
- Government spending is out of control. Government needs to learn to operate on less just like the taxpayers do. Balance your books, cut out wasteful spending, trim staff levels, and close redundant positions. You're wasting our money and I'm tired of it.

- Government waste is apparent at many levels here in Casper. The city needs to do a better job utilizing the money that we currently give to them. We can't just give more and more money; nobody lives like that.
- I believe all taxation is theft.
- I do not feel you manage money wisely.
- I don't think a lot of the projects should be funded through a tax. Cop cars for everyone. The various nonprofits. I feel like over the years it has been abused. Sometimes you must lose something for a bit to rethink how you were utilizing it.
- I feel it is used for special interests when I feel infrastructure should be given more. Especially taxpayer who still have dirt streets that should have been paved years ago. Some of the special interests only benefit certain parties. I support streets, drainage, water and sewer projects, police and fire, bus services. But the wish lists put me off.
- I feel our tax dollars are not spent properly; we should vote on how they are spent
- I find it hard to want to pay more when I don't receive a raise.
- I lost my job and with gas prices it's not necessary at this moment
- I often find that one-cent funding is misappropriated and that many necessary projects are neglected.
- I prefer private enterprise.
- I would always prefer to pay less tax wherever possible.
- I'd like to see it be used to build a library or something for the community. Not new police or sheriff vehicles.
- Inflation. Lack of housing. Inflation.
- It has started to be abused and wasted.
- It is becoming unaffordable to live here.
- It is being abused- should not be used for infrastructure or buying Sheriff's vehicles
- It is not optional and increasing taxes
- It is taxation without representation. We don't get a say in how that money is used.
- It seems as though all the tax dollars are spent downtown area. Other areas are neglected
- it turns into a slush fund. need to stay in a budget
- Many projects chosen create too much future expense and liability for taxpayers
- my taxes are not being applied to roads, bridges
- Not beneficial
- Not interested in any more taxes
- Overtaxed as is
- Raise property taxes, eliminate all sales tax
- Should stay on budget
- simply cannot afford any more taxes. Licensing for vehicles, property tax, etc. have all sky rocketed.
- spend funds for projects that are not necessary and lots of waste, poor management.
- tax should be spent on necessary sewer, water, roads (paving) etc.
- Taxation is fraud. These taxes raise over \$48million and has been used for things the city has sold off to make profit. Just an excuse to not budget correctly and not have personal responsibility.

- Taxation is theft, and all levels of government should be more prudent with their spending instead of digging deeper into the pockets of taxpayers.
- Taxes are generally misappropriated and too much of them go towards administration instead of benefiting the citizens directly. The “use it or lose it” mentality of directing funds to different departments leads to funds being spent “just because” instead of being saved or allocated towards departments with true needs.
- The city does what they want not what the people need or request.
- The city is terrible with their spending.
- The city of Casper gets the bulk of the money. Not everyone is a resident of Casper but EVERYONE is a resident of the County. And the City wastes money on projects that only benefit a very few people.
- The community started misusing the funds; spending the fifth cent on basics that the first four cents should cover and starting projects they did not have the funds to finish. We devoted one whole one cent funds for a maintenance fund and now you’re acting like we do not have one.
- The County and City continue to be wasteful with the spending of our tax dollars. Example to include Casper Event Center Hogadon 12 and 13th street from speed bumps to traffic studies and we cannot forget the municipal golf course and now the Bus transportation. Government should not own business with taxpayers money and to continue to be in the negative. I will vote no because of the wasteful spending.
- The money needs to be used for intended.
- the money was stated to improve roads, our streets are horrible. Back streets have large potholes
- the tax is used by special "interest" projects rather than serious repairs or projects
- The tax was supposed to be temporary, 48 years later here we are.
- The vote is only for the tax not the use of the tax.
- There is a lot of waste
- there is no sunset-clause
- They do not use it for what it is voted for.
- They find funding for bonuses and wage increases, many city vehicles used for personal use. Road markings are non-existent, and roads need repaired. Employees need to take pride in their city and need to be held accountable.
- They misused the funds
- They overspend as it is. Need to learn how to budget better.
- They use it for city wages and not capital improvements, such as the first one was to get the Event Center built.
- This tax is not being used for original intent.
- This tax was to be used for CAPITAL improvements only. When I see stickers on Police Cars and Sheriff's Pickups thanking me it irritates me!
- This was always supposed to be a short-term tax. Having it in place for 48 years is ridiculous! With the price of everything in today's economy, a 1 cent decrease in taxes would be very welcome!! If it's voted in again, the money should be targeted toward evening entertainment for our teens and adults. We shouldn't be paying for streets, parks, infrastructure etc. that we should already have funding for.

- Times are tough with inflation
- Times are tough, and not looking any better.
- Tired of paying more money & not getting benefit from it.
- Waste of tax money. County charging extra tax and “lodging tax” that is NOT used for the general welfare of ALL the citizens of Natrona county. The county needs to cut back on spending JUST like the people have had to do. No new taxes.
- Waste of tax money-get by with what we have
- Waste & abuse
- We are taxed already and this is not specific projects.
- We are taxed to death from every front with very little good coming from any of it. The only people that benefit from the theft of the people's money is politicians and bureaucrats.
- We need more transparency on where our tax dollars are being spent. We also need to know that 100% of that money is spent on what it's intended for.
- We need our tax dollars to support and retain our young growing families instead of young families moving to CO
- Would like a balanced budget and tax cut

Q3—“Other”: Please tell us how the CITY of CASPER should spend any upcoming One Cent Sales Tax funding

- 10% of fund should go in the account
- Additional benches along the river.
- Anything NOT previously specified
- Build a new library
- capital construction projects to improve quality of life
- clinic for addictions
- code enforcement
- Curbside recycling
- fix all streets before building new ones
- fix the roads
- Fund projects that support economic development and can continue to fund the 1 cent in the future. Several of the "projects" above support the community but don't directly add economic impact to the 1 cent. Yes, they create a stronger community, however, I feel those funds to support general city maintenance or fire and police need to come from other revenue streams in the city budget.
- Get rid of scooters
- How about the city quit wasting money? The city manager who is not ELECTED controls EVERYTHING and the council is just his puppets.
- I am tired of the county and city wasting tax dollars. If events center, Hogadon and rec center can't support their own operations cost sell them or close them. The police need more room move them into one of closed schools cheaper to update these than build new.
- I'd love to see more recreational places here. Go carts, bigger water park, etc.
- improve recycling
- library
- Lyric Performing Arts center
- Maintain alleys better
- maintain county roads
- maintain roads
- mental health resources
- more lighting in older section
- Need to support all parts of town, not just the east side.
- needed improvements at Metro Animal Control building
- new Able building for special needs community
- new library
- new library
- new library
- new library
- our roads/highways are an embarrassment to visitors & us.
- pave & sewer drains in alley
- Permanent pickleball courts.

- Potholes.
- public library
- recycle operation
- repair ground water problems, Lennox Ave
- Small business support
- snow plows
- speed table installed on 8th Street between Windriver station and Forest St
- stop wasting money on pet projects
- Stop wasting money.
- Support David Street Station- It's the best community culture and entertainment venue we have in town by far! Nobody goes to Ft. Caspar history museum or the Nic. And oh yeah it's free!
- that makes this a 10 minute survey- not
- The Animal Shelter is in serious need of funding for building improvements
- The roads need lines.
- toilets on the trails
- Training first responders
- Training for police to quit killing people and bragging about it.
- Upgrading the recycling system
- use inmates to pick up litter on the outer belt & highways
- Walkability and way finding signage. Event retention and growth.
- Waste of tax money
- water treatment- reduce hard water
- We need more evening entertainment options than we have now. I'm tired of movies or alcohol being the only things available to our residents.
- We need some more ice for ice skaters the hockey teams etc. been asking for years and no response and no help whatsoever in this matter it's important for the number of boys and girls that can participate in the hockey program at figure skating please make this a priority
- westside PV is neglected
- widen streets like Poplar
- You have historically used funds for collections at the library. Books, materials, resources. Very important to continue. Serves more than your poorly worded question about the needy. The term the needy used seems outdated and offensive also. Your instructions could use proofing also since there is nothing to rate 1 to 4.

Q5—“Other”: Please tell us how NATRONA COUNTY should spend any upcoming One Cent Sales Tax funding

- Access to clean water for Midwest and Edgerton.
- animal welfare
- Build a new library!
- County road maintenance, Code development, and enforcement "
- Cyber security
- easy voting access
- enhance metro animal facility, more clinics
- fields
- Get rid of scooters
- have more police personnel
- help protect teachers
- How about all the gravel roads that were maintained by the county for years until the sudden a new road and bridge supervisor who was a county commissioner two weeks prior was hired as the new supervisor? That was crooked and I will NEVER support the 1% again because of that!
- importance does not equal or justify debt
- improvement at Metro animal control
- Jail
- money for DARE
- More indoor opportunities for children and young adults we have long cold winters here we need something for them to go to besides just sports other type of entertainment and recreation and something that doesn't cost an arm and a leg because most families cannot afford it
- new library
- NOT previously specified
- Please provide funding for our metro animal shelter
- Police department
- police officers
- provide more camping and maintenance of same
- quality of life projects
- replace the Midwest water line
- Road maintenance
- Road repairs for streets and highways.
- Sidewalk repair.
- Sidewalks.
- Streets and Maintenance.
- Striping on the highway thru Mills on the way to the airport.
- train 1st responders
- Training police to quit killing people and bragging about it
- Water supply line, edgerton

A graphic consisting of a dark blue horizontal bar. On the left side of the bar, there is a white circle containing the number '5' in a dark blue font. To the right of the circle, the words 'Survey Instrument' are written in a white, bold, sans-serif font.

5 Survey Instrument



March 2022

Dear Natrona County Resident,

The Optional One Cent Sales Tax is a major source of funding for local governments. It is relied upon by the City of Casper, by the Towns of Bar Nunn, Midwest, Edgerton, Mills, and Evansville, and it is relied upon by the Natrona County Commissioners. The One Cent must be renewed by the voters once every four years, so it will be on the ballot again this November. Prior to that election, a group of Natrona County residents is being invited to share their views about how those One Cent dollars ought to be spent if the voters choose to renew it.

Your household has been randomly selected to participate in the 2022 One Cent Survey. The survey should take about 10 minutes to complete. Responses are strictly confidential and anonymous; officials at the City and the County will only receive anonymized results from the research firm.

Please return your completed survey within the next seven days using the enclosed postage-paid envelope. Or, if you prefer, you can take this survey online at: www.caspersurvey.org.

Your feedback is very important. One Cent dollars are allocated according to the priorities set through this survey process, so by responding to this survey, you are helping your elected officials to make informed decisions about how you want your One Cent dollars to be spent.

As a way of saying thank you for filling out the survey, each respondent will be entered into a drawing for a \$500 Visa gift card.

If you have any questions, please email the City of Casper at pmeyers@casperwy.gov, or you can email the survey firm, ETC Institute, at jason.morado@etcinstitute.com.

With thanks,

Ray Pacheco
Mayor, City of Casper

Paul Bertoglio
Chairman, Natrona County Commissioners

OFFICE OF THE CITY MANAGER



2022 City of Casper and Natrona County 1% Sales Tax Survey

Please take a few minutes to complete this survey. Your input is an important part of the City and County's on-going effort to involve citizens in long-range planning and investment decisions. You may also complete this survey online by going to caspersurvey.org. Thank you!

1. Natrona County has had a one-cent sales tax, also known as the 5th "Penny Tax" for 48 years. In your opinion, has the one-cent sales tax been beneficial to Natrona County?

___(1) Yes ___(2) No ___(9) Don't Know

2. Approval of the one-cent sales tax will come before the County voters on November 8th. If the election were held today, how likely would you be to vote in favor of renewing the one-cent sales tax?

___(4) Very Likely ___(3) Somewhat Likely ___(2) Not Sure ___(1) Not Likely [Answer Q2a.]

2a. If not likely, why not? _____

3. Please tell us how the CITY of CASPER should spend any upcoming One Cent Sales Tax funding, where 4 means that the service is Very Important, and 1 means that the service is Not Important.

		Very Important	Important	Somewhat Important	Not Important
01.	Parks, Playgrounds, and Trails: Support for parks, playgrounds, trails, and open space.	4	3	2	1
02.	Public Building Repairs: Maintenance and upkeep for existing city government-owned buildings, such as City Hall, police stations, and fire stations.	4	3	2	1
03.	Cybersecurity and Technology: Provide modern and efficient technology solutions that protect citizen personal information while providing easy online access to city services.	4	3	2	1
04.	Drainage and Flood Prevention: Construct and maintain the drains, gutters, and underground pipes of the stormwater collection system. This helps to keep the river clean, and it helps to prevent flooding in neighborhoods and on city streets.	4	3	2	1
05.	Police: Police cars and equipment for the Casper Police Department.	4	3	2	1
06.	Fire and EMS: Fire trucks and equipment for the Casper Fire Department.	4	3	2	1
07.	Sports and Physical Fitness: Support for physical recreation, including swimming, baseball, softball, golf, skiing, ice skating, basketball, and indoor exercise.	4	3	2	1
08.	Culture and Entertainment: Support for the Fort Caspar history museum, the Nicolaysen Art Museum, and performance venues like the Ford Wyoming Events Center.	4	3	2	1
09.	River Restoration: Protect and clean the North Platte River. This helps to prevent flooding and erosion, and it maintains the river as a natural habitat and recreation area.	4	3	2	1
10.	Street Repairs: Fix and maintain streets so they are safe, smooth, and efficient at moving traffic.	4	3	2	1
11.	Maintenance Savings Account: Add funds to a savings account where only the interest is spent. The interest pays for general maintenance and repairs. It is also spent to subsidize city recreation, which helps to keep ticket and entrance fees low.	4	3	2	1
12.	Bus Services: Support for public bus services.	4	3	2	1
13.	Community Assistance Programs: Support low income and needy individuals by providing things like healthcare, food, housing, and books for the library.	4	3	2	1
14.	Water and Sewer: Maintain and replace water mains, sewer mains, and related systems. This helps to lower the cost of water bills for residents and for businesses.	4	3	2	1
15.	Other: _____	4	3	2	1

4. If it was up to you, for every one hundred dollars of One Cent money collected in your community, how would you allocate those dollars among these categories? [Please be sure your total adds up to \$100.]

- \$ _____ Buildings and Infrastructure
- \$ _____ Recreation and Culture
- \$ _____ Health and Welfare
- \$ _____ Public Safety
- \$ _____ Subsidizing Services so that costs stay low
- \$100 total

5. Please tell us how NATRONA COUNTY should spend any upcoming One Cent Sales Tax funding, where 4 means that the service is Very Important, and 1 means that the service is Not Important.

		Very Important	Important	Somewhat Important	Not Important
01.	County Buildings: Make changes so citizens can easily achieve timely services from county offices.	4	3	2	1
02.	County Health Services: Use resources to assure quality, accessible, affordable health services to all citizens.	4	3	2	1
03.	Economic Development: Support economic development and diversification in the County.	4	3	2	1
04.	Emergency Management: Emergency management operations and equipment to provide quick and effective emergency response and rescue throughout the County.	4	3	2	1
05.	Human Services: Support for agencies that serve low income people, solve social problems, and fill service gaps, with an emphasis on self-sufficiency.	4	3	2	1
06.	Information Technology: Create a more accessible information public access system to county documents.	4	3	2	1
07.	Library Services: Purchase materials, equipment, provide support for services, and create a reserve fund for the Natrona County Public Library.	4	3	2	1
08.	Natrona County Fairgrounds: Operations and maintenance at the Natrona County Fairgrounds.	4	3	2	1
09.	Parks, Trails, and Recreational Facilities: Support and enhance the recreation areas in the county.	4	3	2	1
10.	Roads and Bridges: Maintain roads and bridges so they are safe and sound.	4	3	2	1
11.	Sheriff's Department: Public safety operations and equipment to respond to citizens of Natrona County.	4	3	2	1
12.	Other: _____	4	3	2	1

6. Supported by the voters for 48 years, the one-cent tax is voted on by residents of Natrona County every 4 years. How likely are you to support a ballot initiative to make the 5th cent (or the additional one cent tax) permanent in Natrona County?

- ____(4) Very Likely ____ (3) Somewhat Likely ____ (2) Not Sure ____ (1) Not Likely

7. Which of the following are your primary sources of information about local news and current events? [Check all that apply.]

- (1) Social media; If so, which one(s)? _____
- (2) Television news
- (3) Newspapers
- (4) Radio stations
- (5) Online News sites; If so, which one(s)? _____
- (6) Other Websites; If so, which one(s)? _____
- (7) One-on-one conversations
- (8) Other: _____

8. Which THREE of the sources listed above in Question 7 do you use MOST OFTEN to learn about local news and current events? [Write in your answers below using the numbers from the list in Question 7.]

1st: _____ 2nd: _____ 3rd: _____

9. Do you usually vote in elections? _____(1) Yes _____(2) No

10. What is your age? _____

11. What is your gender? _____(1) Male _____(2) Female _____(3) Non-binary

12. For about how many years have you lived in Natrona County? _____ years

13. Counting yourself, how many adults and children live in your household?

(1) Adults: _____ (2) Children: _____ (Under 18 years of age.)

14. My total annual household income is approximately...

- (1) Under \$30,000 (3) \$60,000 to \$99,999 (5) \$130,000 or more
- (2) \$30,000 to \$59,999 (4) \$100,000 to \$129,999

15. As a way to say thank you for your time, we will be randomly selecting one survey respondent to receive a \$500 Visa gift card. To enter the drawing, please provide your email and/or phone number below.

Email: _____ Phone Number: _____

16. Would you be willing to participate in future surveys sponsored by the City of Casper and Natrona County? _____(1) Yes [Answer Q16a.] _____(2) No

16a. Please provide your contact information.

Mobile Phone Number: _____ Email: _____

This concludes the survey. Thank you for your time!

Please return your completed survey in the enclosed postage-paid envelope addressed to:
ETC Institute, 725 W. Frontier Circle, Olathe, KS 66061

Your responses will remain completely confidential. Your response will ONLY be used to help City and County officials to make decisions on how to prioritize future One Cent funding, if any. Thank you.